

JOB'S DAUGHTERS INTERNATIONAL
GRAND GUARDIAN COUNCIL OF NEBRASKA



NEBRASKA BOOK OF CEREMONIES

Published by authority of
THE GRAND GUARDIAN COUNCIL
OF NEBRASKA, INC.

2003
Amended 2009
Amended 2019
Amended 2014
Amended 2017
Amended 2019
Amended 2021
Amended 2022
Amended 2023

Table of Contents

Section A. Ceremonies for Bethels

1. Ceremony for Parents of New Members.....	1
2. The Merit Award Ceremony	2
3. The Merit Award Ceremony with points	6
4. Member of Honor Ceremony	9
5. White Cape Ceremony	11
6. Celebration of Thanks Ceremony	12

Section B. Open Ceremonies

1. The Living Cross of Job's Daughters with Signing Option	1
2. The HIKE Presentation Ceremony.....	3
3. The Living Emblem of Job's Daughters.....	7
4. The Heritage Ceremony	9
5. The Leadership Ceremony	13
6. The Robe Ceremony.....	16
7. Flag Ceremony for Master Masons and Eastern Star Members.....	19
8. Ceremony for Masonic Lodge Installation.....	21
9. Ceremony of Emblems.....	25
10. Jobie to Bee Ceremony	27
11. Closing Triangle Formation Narration.....	32
12. Square & Compass Closing Formation Narration	33

Section C: Ceremonies at Request of Grand Guardian

1. Lily of the Valley Award Ceremony.....	1
2. Degree of Royal Purple.....	10
3. Memorial Ceremony	19

Section D: Grand Guardian Council and Grand Bethel Officers Installation

1. Combined Installation of Officers of the GGC and Grand Bethel of Nebraska.....	1
---	---

MEMBER OF HONOR CEREMONY

General Instructions:

1. *This ceremony is to be given at an open or closed Bethel Meeting, to those who have been approved by a vote of the Bethel to become a Member of Honor.
If given at a closed meeting, omit the opening and closing ceremonies.
If given at an open meeting, determine which Prayer Option will be used and communicate to all Officers in advance.*
2. *All speaking parts shall be memorized.*
3. *If there is only one recipient the speaking parts may be adjusted to reflect a single person.*
4. *When musical selections are specified, if alternate selections are identified in the Ritual or Music Ritual, any of the specified options may be used.*
5. *Guide shall be given the names of the recipients prior to the ceremony.*
6. *Guide (and Marshal when appropriate) will ask the honorees to follow them before each movement.*
7. *Guide and Marshal stand one step behind line of recipients when recipients are being addressed by other Officers.*
8. *Bethel flag and other paraphilia will be in place prior to the start of the ceremony.*
9. *Honored Queen may be seated when not speaking.*

Officers Involved in Ceremony:

- 1) Honored Queen
- 2) Senior Princess
- 3) Junior Princess
- 4) Guide
- 5) Marshal (*non-speaking*)
- 6) Chaplain
- 7) Recorder
- 8) Treasurer
- 9) Librarian
- 10) Musician
- 11) 1st Messenger
- 12) 2nd Messenger
- 13) 3rd Messenger
- 14) 4th Messenger
- 15) 5th Messenger
- 16) Senior Custodian
- 17) Junior Custodian

Adults Involved in Ceremony

- 1) Bethel Guardian
 - 2) Associate Bethel Guardian
(*non-speaking*)
- Pianist
(*if Daughter Musician will not be attending to the instrument*)

Optional Opening Ceremony

*Bethel Guardian and Associate Bethel Guardian and Bethel Choir enter as per Ritual.
Bethel Guardian sounds one rap of gavel. **

BETHEL GUARDIAN: Bethel Number _ of (City), Nebraska of Job's Daughters International, is about to convene. All are invited to remain.

Some of you may not be familiar with the use of the gavel. During our ceremony:

- **Three raps of the gavel instructs everyone to rise. *****
- **Two raps of the gavel instructs only the Bethel Officers to rise. ****
- **One rap of the gavel seats everyone, or signifies the end of a topic on our agenda. ***

Bethel Guardian nods to Pianist/Musician to begin.

*Daughters sing first verse of "Open the Gates of the Bethel." Pianist/Musician accompanies.
Officers enter, as per Ritual.*

Honored Queen ascends the dais and assumes their station, as per Ritual.

BETHEL GUARDIAN: I have the pleasure of introducing the Honored Queen [name].

Bethel Guardian presents the gavel to the Honored Queen.

Honored Queen does NOT sound the gavel.

HONORED QUEEN: The Officers will take their stations.

Pianist/Musician plays a chord for Officers to face east.

*Daughters sing second verse of "Open the Gates of the Bethel." Pianist/Musician accompanies.
Officers complete the opening march and assume their stations, as per Ritual.*

HONORED QUEEN: Marshal, (rises) you will retire and present the flag of our nation west of the Altar.

Marshal retires, as per Ritual.

Pianist/Musician plays appropriate march music.

*Honored Queen sounds three raps of the gavel as the Marshal enters with the flag. ****

All face the flag. Citizens place their hands over their hearts.

Marshal presents the flag west of the Altar, as per Ritual.

HONORED QUEEN: This flag is an emblem of the liberties we enjoy, protection of our homes, and the freedom of our institutions. It is a symbol of the blood of our forefathers, who died that our country might endure. We love it and all for which it stands.

Marshal place it in the East at the right of the Senior Princess.

Pianist/Musician plays appropriate march music.

Marshal places the flag in the East, as per Ritual.

HONORED QUEEN: All citizens of United States of America will join in pledging allegiance to the flag.

Citizens recite the pledge of allegiance.

Marshal returns to station and is seated.

*Honored Queen sounds one rap of gavel as Marshal turns to return to station. *Pianist/Musician plays appropriate march music.*

HONORED QUEEN: Daughters and Majority Members, you will rise and join in singing the Bethel Flag Song.

Daughters and Majority Members rise, turn toward flag, and sing "Bethel Flag Song."

Pianist/Musician accompanies.

Honored Queen does NOT sound the gavel.

Prayer Option 1: Opening Prayer

HONORED QUEEN: Our Chaplain will lead us in the Opening Prayer.

*Honored Queen sound three raps of gavel. ****

Daughters sing "Sweet Hour of Prayer." Pianist/Musician accompanies.

Chaplain attends at the Altar, as per Ritual.

DAUGHTERS: Blessed Father, we thank You for the opportunity to meet together. Make us ready and eager to gather knowledge and wisdom that we may grow to become confident young women [or adults]. Give us faith to trust that You will always guide us and help us to be more accepting of others. We ask that You watch over us and help us learn to do Your will. Amen.

Pianist/Musician plays Altar music, as per Ritual.

Chaplain rises and returns to station.

Prayer Option 2: Lord's Prayer

HONORED QUEEN: Our Chaplain will lead us in the Lord's Prayer

*Honored Queen sounds three raps of gavel. ****

Daughters sing "Sweet Hour of Prayer." Pianist/Musician accompanies.

Chaplain attends at the Altar, as per Ritual.

DAUGHTERS: Our Father which art in heaven, hallowed be Thy name, Thy kingdom come, Thy will be done in earth, as it is in heaven. Give us this day our daily bread and forgive us our debts, as we forgive our debtors. And lead us not into temptation, but deliver us from evil. For thine is the kingdom, and the power, and the glory, forever. Amen.

Pianist/Musician plays Altar music, as per Ritual.

Chaplain rises and returns to station.

-Opening Ceremony Continues-

HONORED QUEEN: In the name of our God and by virtue of the power given to me by the Grand Guardian Council, I now declare Bethel Number _____ of (City), Nebraska of Job's Daughters International assembled for a special ceremony.

*Honored Queen sounds one rap of gavel. **

Member of Honor Ceremony

HONORED QUEEN: **Member of Honor Ceremony.**

Would [names] please rise and step to the sidelines?

Guide and Marshal, you will escort them west of the Altar.

Pianist/Musician plays march music, as per Ritual.

Guide and Marshal leave their stations marching south and north respectively, marching to the adults to be honored.

Guide marches to the Altar Line and turns north to pass in front of the Altar

Marshal marches to the Altar Line and turns south to pass in front of the Altar at the same time.

Guide turns west at a point between the north side of the Altar and the Chaplain's station, marches west to the west side of the Altar, turns south, and marches to the southwest corner of the Altar.

Marshal turns west at a point between the south side of the Altar and the Treasurer's station, marches west to the west side of the Altar, turns north, and marches to the northwest corner of the Altar.

Guide and Marshal center the adults between them on the west side of the Altar.

SEE MARCHING PLATE 1

GUIDE: Honored Queen, it is my pleasure to present [names], whom the members of this Bethel deem worthy of bearing the title, "Member of Honor."

HONORED QUEEN: Members and friends, we have set aside this time to bestow the highest honor that Job's Daughters can confer on an adult by virtue of their outstanding and meritorious service to this Bethel and our Order. Their service and love for this Bethel was deemed by our members to be worthy of the title, "Member of Honor of Bethel No. ____."

Guide and Marshal, you will escort the honorees east of the Altar to hear the words of thanks that our members have for them.

Guide leads the line along the south side of the Altar and turns north at the Altar Line. Marshal follows.

Pianist/Musician plays march music, as per Ritual.

Guide and Marshal center the adults between them on the east side of the Altar.

SEE MARCHING PLATE 2

GUIDE: Daughters, you will impart your words of friendship.

GUIDE: Treasurer. (Rises.)

TREASURER: Your character has a foundation built on honesty and integrity. (Seated.)

GUIDE: First Messenger. (Rises.)

FIRST MESSENGER: Just as Job taught his family to share in his love of God, so have you set an example to share your love of God. (Seated.)

GUIDE: Second Messenger. (Rises.)

SECOND MESSENGER: You have remained faithful to Job's Daughters International in every thought, word and act. (Seated.)

GUIDE: Third Messenger. (Rises.)

THIRD MESSENGER: Your continued faith in the Daughters of Job has given us strength to go upward and onward toward higher goals. (Seated.)

GUIDE: **Fourth Messenger.** *(Rises.)*

FOURTH MESSENGER: **You have watched over us and cared for us in times of pleasure and misfortune.** *(Seated.)*

GUIDE: **Fifth Messenger.** *(Rises.)*

FIFTH MESSENGER: **From you we have learned this lesson of life – that whatever may befall us, if we remain steadfast, we too will receive our reward.** *(Seated.)*

GUIDE: **Chaplain.** *(Rises.)*

CHAPLAIN: **You have shown us that piety; religion and reverence for sacred things are the beacon lights of life.**

Guide and Marshal, you will escort the honorees to the East. *(Seated.)*

Guide leads the line north on the Altar line. Turns east on the North Marching Line. Turns south on the East Line and center themselves and the adults on the East Line.

Pianist/Musician plays march music, as per Ritual.

SEE MARCHING PLATE 3

GUIDE: **Daughters, may we hear some kind words from you for those we honor tonight?**

GUIDE: **Musician.** *(Rises.)*

MUSICIAN: **You have brought harmony to this Bethel with your patience and words of wisdom.** *(Seated.)*

GUIDE: **Librarian.** *(Rises.)*

LIBRARIAN: **You have encouraged us to pursue knowledge in everything we do.** *(Seated.)*

GUIDE: **Senior Custodian.** *(Rises.)*

SENIOR CUSTODIAN: **You have always performed the humblest task promptly and cheerfully.**

(Seated.)

GUIDE: **Junior Custodian.** *(Rises.)*

JUNIOR CUSTODIAN: **You have given us so much joy and we wish for you the greatest joy of all, that of work well done and a life well spent.** *(Seated.)*

GUIDE: **Recorder.** *(Rises.)*

RECORDER: **Every task you have lovingly performed for our Bethel is recorded in the Book of Life.** *(Seated.)*

GUIDE: **Honored Queen, these honorees have received words of thanks from our Officers and I now present them to you for further recognition.**

HONORED QUEEN: **Junior Princess, *(rises)* have you a word of greeting?**

JUNIOR PRINCESS: **Your acts of kindness have improved the lives of the Daughters of this Bethel.** *(Seated.)*

HONORED QUEEN: **Senior Princess, (rises) have you a message to share?**

SENIOR PRINCESS: **By trusting in God, you have shown us that we can overcome all misfortunes. (Seated.)**

HONORED QUEEN: **Your friendship and love is a priceless gift whose value is far greater than gold. May you always know that you have the love and friendship of our Bethel because you share your life with us.**

Honored Queen extends her hands to the honorees and brings them to the East Dais.

HONORED QUEEN: **It gives me great pleasure to present you with your Member of Honor Certificate, which we hope you will cherish among your life's treasurers.**

Members and friends, it is with pleasure that I introduce [names], Members of Honor of Bethel No._____.

You will rise and join with me in giving a hearty congratulations and thank you to these Members of Honor for their service to our Bethel.

*Honored Queen leads the applause, followed by one rap of the gavel. **

If the honorees do not sit in the East, the Guide and Marshal escort them to the sidelines.

If the honorees do sit in the East, the Guide and Marshal return to their respective stations by the North and South Marching Lines.

SEE MARCHING PLATE 4

HONORED QUEEN: **Guide and Marshal, you will escort them to the sidelines, and return to your stations.**

HONORED QUEEN: **This completes the Member of Honor Ceremony.**

*Honored Queen sounds one rap of gavel.**

Optional Closing Ceremony

HONORED QUEEN: **Closing Ceremony.**

Our labors are at an end and we are about to separate for a time. Each one should carry the memory of the lessons taught and strive to apply them to her daily life. Let us ask God to help us to live justly, to love and honor those near and dear to us and to radiate happiness to all mankind.

Chaplain, you will attend at the Altar.

*Honored Queen sound three raps of gavel. ****

Daughters sing "Sweet Hour of Prayer." Pianist/Musician accompanies.

Chaplain attends at the Altar as per Ritual.

Daughters assume the Attitude of Prayer with the Chaplain.

CHAPLAIN: Our Heavenly Father, we ask You to bless the work of our Order. May the lessons we teach be the means of making us better in Your sight. May we practice in our lives the trustful faith of Job. Teach us to be loyal to our companions and guard our words and actions, that we may receive the honored reward. We ask this for Thy name's sake. Amen.

Daughters respond by saying "Amen."

Daughters sing two verses of "Now Our Work is Over." Pianist/Musician accompanies.

Chaplain remains kneeling for the first verse. During the second verse, Chaplain rises and reverently closes the Bible as per Ritual.

Chaplain returns to station after the song is complete, as per Ritual.

Pianist/Musician plays Altar music, as per Ritual.

HONORED QUEEN: All present, except the Officers, Bethel Choir, Bethel Guardian and Associate Bethel Guardian will please be seated until the Officers and Bethel Choir have retired.

Custodians remove chairs from the Messengers' semicircle as per Ritual.

Pianist/Musician plays appropriate march music.

Bethel Guardian and Associate Bethel Guardian leave their stations when the Custodians reach the Altar line and ascend the East Dais, as per Ritual.

Honored Queen presents the gavel to the Bethel Guardian, as per Ritual.

Pianist/Musician plays a chord for the Treasurer, First Messenger, Second Messenger and Fifth Messenger to face south and the Chaplain, Third Messenger, and Fourth Messenger to face north, as per Ritual.

Daughters sing two verses of "Forward All Job's Daughters." Pianist/Musician accompanies.

Daughters perform the Retiring March, the Closing Formation of their choice, and Assemble on the West Line, as per Ritual.

BETHEL GUARDIAN: This concludes our ceremony.

Bethel Guardian nods.

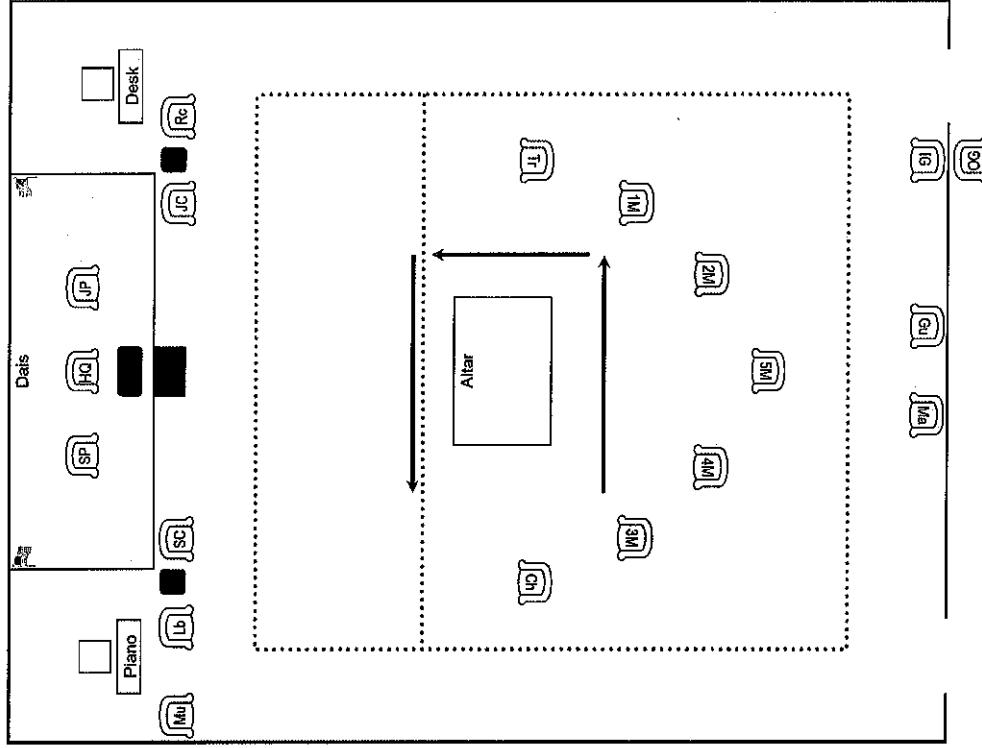
Officers respond with a nod.

*Bethel Guardian sounds one rap of gavel. **

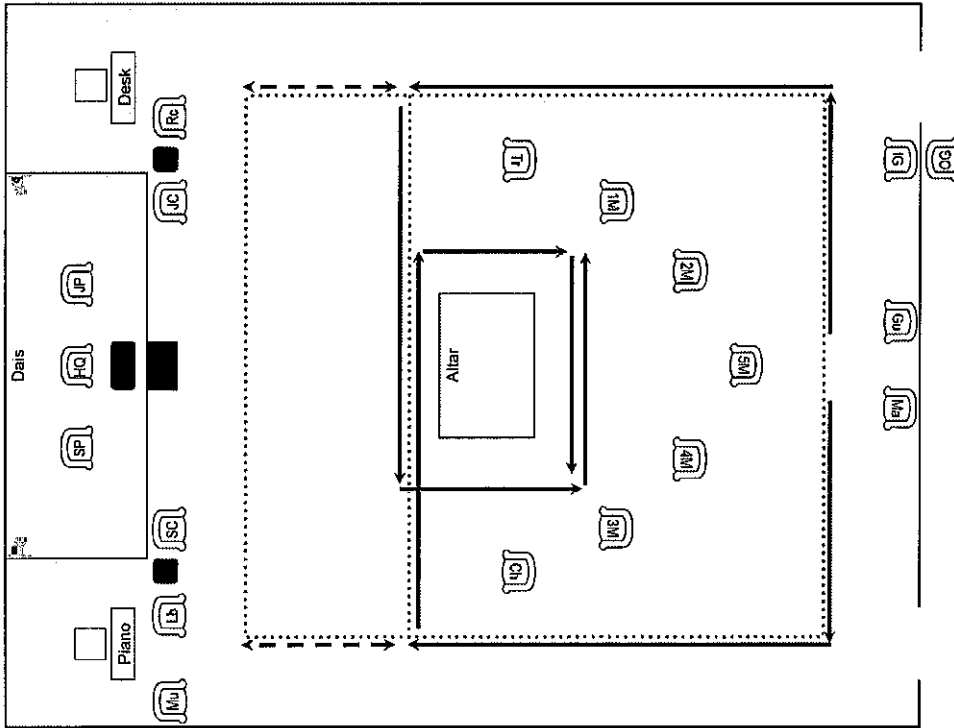
Pianist/Musician plays appropriate march music.

Honored Queen marches west of the Altar, then south to the south marching line, then east to the East Line. Officers follow the Honored Queen in pairs, as per Ritual, and form a receiving line.

Member of Honor Ceremony Plate 2

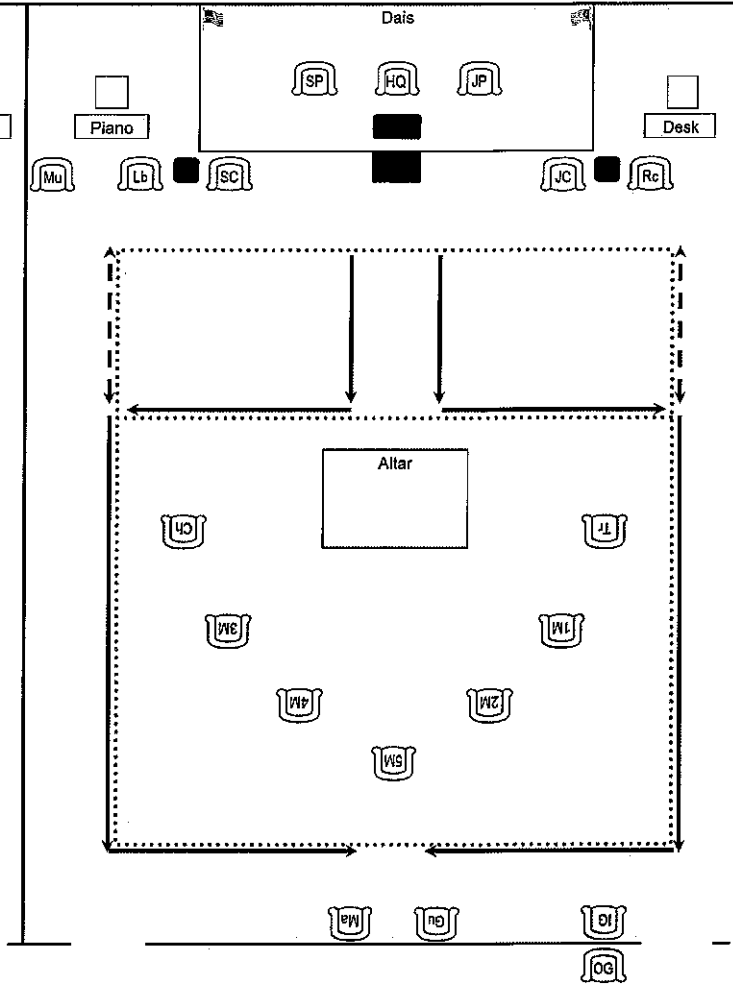
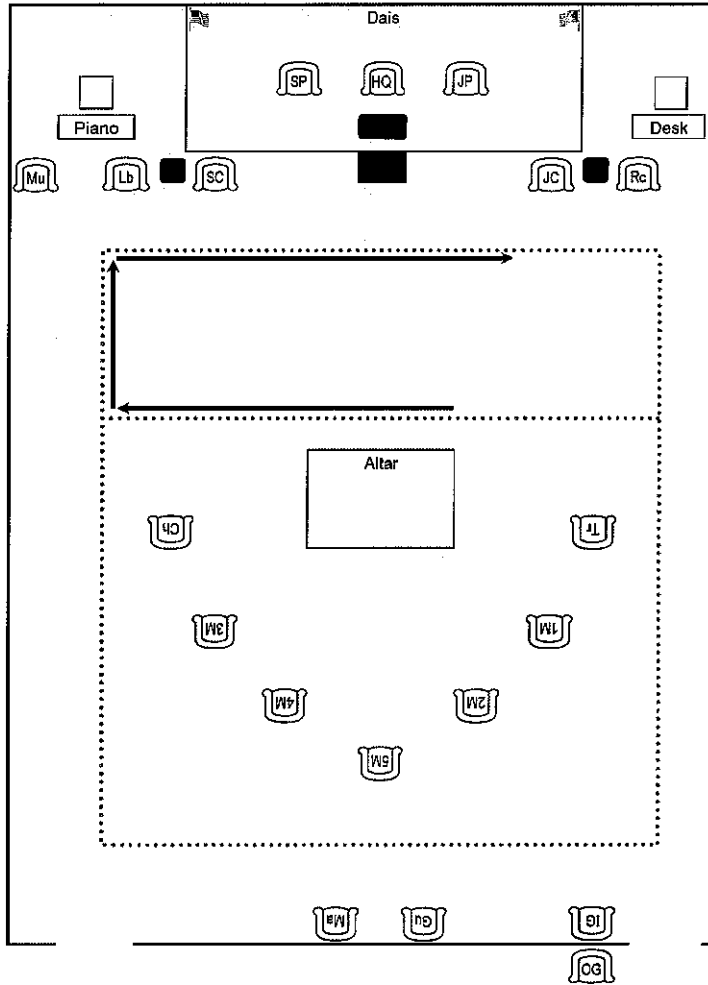


Member of Honor Ceremony Plate 1



Member of Honor Ceremony Plate 3

Member of Honor Ceremony Plate 4



Job's Daughters International

Nebraska Book of Ceremonies

Section B

Section B. Open Ceremonies

1. The Living Cross of Job's Daughters with Signing Option	1
2. The HIKE Presentation Ceremony.....	3
3. The Living Emblem of Job's Daughters.....	7
4. The Heritage Ceremony	9
5. The Leadership Ceremony	13
6. The Robe Ceremony.....	16
7. Flag Ceremony for Master Masons and Eastern Star Members.....	19
8. Ceremony for Masonic Lodge Installation.....	21
9. Ceremony of Emblems.....	25
10. Jobie to Bee Ceremony	27
11. Closing Triangle Formation Narration.....	32
12. Square & Compass Closing Formation Narration	33

SQUARE & COMPASS CLOSING FORMATION NARRATION

(The members form the Square & Compass formation while the Musician plays "Onward Christian Soldiers"/ "Forward all Jobs Daughters"/ "We're Jobs Daughter Fair and True". Members kneel on 3 chords (four chords when using flowers); then Musician plays appropriate music softly in background while narrator reads.)

For Job's Daughters everywhere, the 42nd Chapter and 15th Verse of the Book of Job has special significance:

"And in all the land were no women found so fair as the Daughters of Job, and their father gave them inheritance among their brethren."

In a time when women were given few rights and privileges, Job recognized the value of his daughters and made a point to elevate them as equals to his sons, empowering them to decide their own futures and fates.

Today, in order to become a Job's Daughter, one must be related to or sponsored by a Master Mason, or related to a Majority Member of Job's Daughters; this is a Job's Daughter's inheritance. The gift of Masonic heritage is one our members hold dear, so here before you, Job's Daughters have formed the Square and Compass, symbolic emblems of Masonry.

At each of our meetings, we ask for a blessing upon the Master Masons who give us heritage, recognizing the special relationship Job's Daughters shares with the Masonic Lodge.

We learn much from the doctrines of Masonry: the ideas of charity and love, equality and upright living. We aspire to love one another, teach one another and help one another. The Closing Ceremony of Job's Daughters is a beautiful and moving experience. The years may pass, but the special feeling from taking part in the formation of this important Masonic symbol never wanes.

Some of you are seeing the closing formation of the Square and Compass for the first time, and it is right that we pause to recognize its profound meaning. As a representation of the tools used by an architect, no symbol is more universally recognized as the emblem of Freemasonry. At the heart of its meaning is the call to live a life filled with Brotherly Love, focused on Charity, dedicated to Truth – a life that is honest, true and dignified.

The Square symbolizes virtue, reminding us to "square our actions by the square of virtue with all mankind." The members of Job's Daughters are committed to living a virtuous life, as stated in our motto: "Virtue is a quality which highly adorns woman." Square corners are critical to the strength of a structure, and living life "on the square" is critical to the intention of living uprightly. The Job's Daughters Officers make up the lines of the Square, assuring balance, peace and harmony and representing the virtues of piety, honesty and reverence.

The Compass intersects the Square. Just as a compass draws a perfect circle, so Masons strive to keep within due bounds of all mankind. Our Honored Queen is near the Altar at the apex of the Compass, representing the pivotal role faith plays in the leadership of our Bethel. A Compass is used to create perfect circles, symbolizing friendship, love, unity and infinity. May our circle be forever unbroken and our connection never severed.

The Square and Compass are working tools, reminding us that life is an ongoing work-in-progress. We aspire to the creation of a smooth cornerstone, free of imperfections, upon which is built a solid foundation for our members.

As you look at our members in the Square and Compass formation, let it serve us to ask ourselves if we are maintaining a balance in our lives, encircling others in our love, creating a strong foundation of faith, and living life “on the square.”

Please join us in reciting the Mizpah Benediction:

May the Lord watch between me and Thee while we are absent, one from the other.

(Three chords (four chords when using flowers) for members to rise; Conclude the closing formation as per Ritual.)

Job's Daughters International

Combined Installation of Officers of the
Grand Bethel
and
Grand Guardian Council of Nebraska

Approved by Supreme Jurisprudence

Reprinted 2008

Reprinted 2014

Reprinted 2023

Combined Installation of Officers of the Grand Bethel and Grand Guardian Council of Nebraska

A floor plan with appropriate music planned by the incoming Grand Guardian may be used for the Entrance and Installation of the Grand Guardian Council and Grand Bethel Officers. Adjustments to this ceremony may be made with the approval of the Executive Grand Guardian Council.

Grand Bethel Officers and Representatives may enter at the beginning of the ceremony before the Installation of Grand Guardian Council Officers OR after the GGC Officers are installed. A narration may be used for the presentation of Grand Bethel Officers and Representatives.

The Installing Musician shall be seated at the instrument.

Throughout the ceremony, the Installing Officers use march lines and floor work as outlined in the Bethel Officer Installation Ceremony.

INSTALLING OFFICER LINE-UP:

The new Miss Nebraska Congeniality (MNC) and retiring Associate Grand Guardian (AGG) stand side-by-side in the Anteroom doorway, followed by the new Spirit Ambassadors (SA).

The new Miss Nebraska Job's Daughter (MNJD) and retiring Grand Guardian (GG) stand side-by-side in the Preparation Room doorway, followed by the new Daughter HIKE Coordinators(DHC).

The Installing Officer, Installing Junior Custodian and Installing Grand Bethel Junior Custodian stand side-by-side, one step inside in the Anteroom doorway.

The Associate Installing Officer, Installing Senior Custodian and Installing Grand Bethel Senior Custodian stand side-by-side, one step inside the Preparation Room doorway.

<i>Preparation Room</i>		<i>Anteroom</i>
<i>MNJD – Retiring AGG</i>		<i>Retiring GG - MNC</i>
<i>Daughter HIKE Coordinators</i>		<i>Spirit Ambassadors</i>
<i>IGBSC – ISC – AIO</i>		<i>IO – IJC – IGBJC</i>
<i>IM</i>		<i>IG</i>
<i>Ich</i>		<i>ISec</i>
		<i>IGBO</i>
<i>IGBM</i>		<i>IGBG</i>
<i>IGBC</i>		<i>IGBR</i>

ENTRANCE OF INSTALLING OFFICERS:

The Installing Musician begins the music.

The new state officers (MNJD, MNC, DHC, SA) and retiring Grand Guardians enter the Grand Bethel Room and take their positions in the East.

The six installing officers inside the Grand Bethel Room, march East to the Altar Line, turn in, meet in front of the Altar and march six abreast to their positions in the East.

Custodians remain standing in front of their chairs facing East until the Installing Officer and Associate Installing Officer reach the podium in the East. All six turn and face West together.

The Installing Guide, followed by the Installing Secretary, and the Installing Marshal, followed by the Installing Chaplain, enter the Grand Bethel Room on the North and South Marching Lines. They march to the East Line, turn in, and meet in the center. They turn West and proceed to the Altar, turning to the North and South Marching Lines, then to the West Line and turn in to their stations. The Installing Secretary and Installing Chaplain leave the line as they reach their station.

NOTE: Installing Officer/Associate Installing Officer and Installing Secretary may choose to begin at their stations if necessary for mobility reasons or other matters of accessibility.

All remain standing.

ASSOCIATE INSTALLING OFFICER: I have the honor of introducing _____, Past Grand Guardian, who will preside as Installing Officer for this ceremony. Presents gavel.

INSTALLING OFFICER: I have the honor of introducing _____, Past Associate Grand Guardian, who will preside as Associate Installing Officer. (Should be omitted if Associate Installing Officer is to be introduced with other Installing Officers.)

INSTALLING OFFICER: We have assembled for the purpose of installing the Officers of the Grand Guardian Council and Grand Bethel of the State of Nebraska, Job's Daughters International. In installing these Officers, I will be assisted by:

Installing Officers nod as they are introduced.

_____, **PAGG as Associate Installing Officer** (if not previously introduced)

_____, **PGG as Installing Guide**

_____, **PGG as Installing Marshal**

_____, **PGG as Installing Chaplain**

_____, **PGG as Installing Musician**

_____, **PGG as Installing Secretary**

_____, **PAGG (or PGG) as Installing Sr. Custodian**

_____, **PAGG (or PGG) as Installing Jr. Custodian**

*Installing Officer sounds one rap of gavel. **

INSTALLING OFFICER: Associate Installing Officer, you will retire and escort the Installing Grand Bethel Officer into the Bethel Room.

March music.

Associate Installing Officer descends Dais, west on Center Line to Altar Line. Turns south on Altar Line to South Marching Line then west to Anteroom where Installing Grand Bethel Officer is waiting. The Associate Installing Officer, enters from the Anteroom door escorting the Installing Grand Bethel Officer on right arm. They both proceed side-by-side until west of the Altar, facing east.

ASSOCIATE INSTALLING OFFICER: Installing Officer, I have the honor of presenting _____, Grand Bethel Honored Queen and Past Honored Queen, who will preside as the Installing Grand Bethel Officer.

INSTALLING OFFICER: Associate Installing Officer, you will conduct the Installing Grand Bethel Officer to the East.

Music.

Associate Installing Officer and Installing Grand Bethel Officer leave the Altar on the north side, proceed to the East, and ascend the Dais.

*Installing Officer gives three raps of gavel. (***)*

INSTALLING OFFICER: I have the pleasure of introducing _____, Grand Bethel Honored Queen and Past Honored Queen, who will preside as the Installing Grand Bethel Officer.

Installing Officer presents the Installing Grand Bethel Officer with the gavel. Installing Grand Bethel Officer sounds one rap of gavel. ()*

INSTALLING GRAND BETHEL OFFICER: Installing Grand Bethel Senior Custodian (rises, faces Installing Grand Bethel Officer) and Installing Grand Bethel Junior Custodian (rises, faces Installing Grand Bethel Officer), you will retire and invite into the Grand Bethel Room the other Installing Grand Bethel Officers.

March Music.

Installing Grand Bethel Senior Custodian and Installing Grand Bethel Junior Custodian proceed directly west to Altar Line, then north and south to North and South Marching Lines, and then west to Anteroom and Preparation Room.

Installing Grand Bethel Guide enters from the Anteroom, followed by the Installing Grand Bethel Recorder and the Installing Grand Bethel Junior Custodian.

Installing Grand Bethel Marshal enters from the Preparation Room, followed by the Installing Grand Bethel Chaplain and the Installing Grand Bethel Senior Custodian.

Installing Grand Bethel Guide and Installing Grand Bethel Marshal march on South and North Marching Lines to Altar Line, turn north and south to center of Altar, and march to East Line, then south and north, followed by other installing officers in order named. All stand facing west for introductions.

INSTALLING GRAND BETHEL OFFICER: In installing the officers of this Grand Bethel, I will be assisted by: *(Each installing officer, as name is called, acknowledges with a nod.)*

- _____, Past Honored Queen, as Installing Grand Bethel Guide
- _____, Past Honored Queen, as Installing Grand Bethel Marshal
- _____, Past Honored Queen, as Installing Grand Bethel Recorder
- _____, Past Honored Queen, as Installing Grand Bethel Chaplain
- _____, Past Honored Queen, as Installing Grand Bethel Sr. Custodian
- _____, Past Honored Queen, as Installing Grand Bethel Jr. Custodian

Installing Grand Bethel Guide and Installing Grand Bethel Marshal, you will conduct the Installing Grand Bethel Officers to their respective stations.

Music.

Installing Grand Bethel Guide and Installing Grand Bethel Marshal turn north and south to North and South Marching Lines. Installing Grand Bethel Senior Custodian and Installing Grand Bethel Junior Custodian turn in to their stations. Installing Grand Bethel Recorder assumes station at the desk; Installing Grand Bethel Chaplain follows Installing Grand Bethel Marshal and assumes station facing east. Installing Grand Bethel Guide and Installing Grand Bethel Marshal proceed to seats in the West.

INSTALLING OFFICER: Installing Guide (rises) and Installing Marshal (rises), you will retire and escort into the room the newly elected and appointed Officers who are to serve this Grand Guardian Council for the ensuing year.

March Music. Throughout the ceremony, the Installing Guide and Installing Marshal use lines of march and floor work as outlined in the Bethel Installation Ceremony.

Installing Guide goes to Anteroom door, and Installing Marshal goes to Preparation Room door.

Grand Guardian Council Officer Line Up:

<i>Preparation Room</i>		<i>Anteroom</i>
Grand Fourth Messenger		Grand Fifth Messenger
Grand Third Messenger		Grand Second Messenger
Grand Senior Custodian		Grand First Messenger
Grand Chaplain		Grand Junior Custodian
Grand Librarian		Grand Treasurer
Grand Director of Music		Grand Secretary
Grand Outer Guard		Grand Inner Guard
Grand Marshal		Grand Guide
Vice Associate Grand Guardian		Vice Grand Guardian
Associate Grand Guardian		Grand Guardian

[OPTION A: Grand Bethel Officers enter following the Grand Guardian Council Officers. Grand Bethel Officers may enter the Grand Bethel room at the same time as the Grand Guardian Council Officers or be presented later in the ceremony.]

Grand Bethel Officer Line Up:

<i>Preparation Room</i>		<i>Anteroom</i>
Grand Bethel Fourth Messenger		Grand Bethel Fifth Messenger
Grand Bethel Third Messenger		Grand Bethel Second Messenger
Grand Bethel Treasurer		Grand Bethel First Messenger
Grand Bethel Librarian		Grand Bethel Recorder
Grand Bethel Musician		Grand Bethel Chaplain
Grand Bethel Senior Custodian		Grand Bethel Junior Custodian
Grand Bethel Outer Guard		Grand Bethel Inner Guard
Grand Bethel Marshal		Grand Bethel Guide
Grand Bethel Senior Princess		Grand Bethel Junior Princess
		Grand Bethel Honored Queen
Chair of the Grand Bethel Representatives		
½ Grand Bethel Representatives		½ Grand Bethel Representatives

The Grand Bethel Officers proceed into the Grand Bethel Room and take their positions as determined by the Grand Bethel Committee.

INSTALLING GRAND BETHEL OFFICER: Installing Grand Bethel Guide and Installing Grand Bethel Marshal, you will retire and escort into the Bethel room the Grand Bethel Representatives, who are to serve this Grand Bethel for the ensuing year.

The Grand Bethel Representatives enter the Grand Bethel Room and take their positions as determined by the Grand Bethel Committee.

The Installing Grand Bethel Guide and Installing Grand Bethel Marshal return to stations.

INSTALLING OFFICER: Installing Guide (rises), Installing Marshal (rises) and Installing Chaplain (rises), you will retire for the presentation of the Holy Bible.

Music.

Installing Guide and Installing Marshal proceed side-by-side on West Line to North Marching Line, then east to Marching Line, then east to Altar Line. Turn west and bow for the Installing Chaplain to follow, and proceed west on North Line to the Preparation Room.

Installing Chaplain, followed by the Installing Guide and Installing Marshal, enters from Preparation Room carrying Bible, closed.

*Installing Officer sounds three raps of gavel. (***)*

Installing Chaplain approaches the Altar and places the Bible on the Altar as per Bethel Officer Installation Ceremony.

After the Bible is placed on the Altar, the Installing Chaplain, Installing Guide and Installing Marshal return to stations per the Ritual.

Installing Officer sounds one raps of gavel. ()*

INSTALLING GRAND BETHEL OFFICER: Installing Grand Bethel Marshal (rises), you will retire and present the flag of our Country west of the Altar.

March Music – America The Beautiful.

Installing Grand Bethel Marshal presents the flag as per Bethel Officer Installation Ceremony.

*Installing Officer sounds three raps of gavel (***) as the flag enters the room.*

Installing Grand Bethel Marshal presents the flag at the Altar.

Music - The Star Spangled Banner (one verse). All sing.

INSTALLING GRAND BETHEL OFFICER: I present our Country's Flag, born in freedom, cradled in Independence by the pioneers of a glorious Country. It has been the symbol of a Nation in its vicissitudes as well as its glories. Never have its folds trailed in the dust of defeat and may it ever be borne aloft in the defense of every righteous cause. May our hearts be filled with all that it signifies as we rally to its support, and may we, as citizens of this Nation, ever follow it with Honor and in Peace.

Installing Grand Bethel Marshal, you will escort the flag of our Country to the East.

Installing Grand Bethel Marshal escort flag to the East as per Bethel Officer Installation Ceremony.

INSTALLING GRAND BETHEL OFFICER: All citizens of the United States of America will join in pledging allegiance to the Flag.

I pledge allegiance to the flag of the United States of America, and to the Republic for which it stands, one Nation, under God, indivisible, with liberty and justice for all.

Installing Grand Bethel Officer sounds one rap of gavel (), as the Installing Grand Bethel Marshal turns to return to station as per Bethel Officer Installation Ceremony.*

Music — America the Beautiful.

(Optional: Escort of the Canadian Flag)

INSTALLING GRAND BETHEL OFFICER: Installing Grand Bethel Marshal (rises), you will retire and present the Canadian National Emblem west of the Altar.

March Music.

Installing Grand Bethel Marshal presents the flag at the Altar as per Bethel Officer Installation Ceremony.

Music – Oh Canada (one verse). All sing.

Installing Grand Bethel Marshal, you will escort the Canadian National Emblem to the East.

Installing Grand Bethel Marshal escort flag to the East as per Bethel Officer Installation Ceremony.

Installing Grand Bethel Officer sounds one rap of gavel ().*

March Music.

Installing Grand Bethel Marshal returns to stations as per Bethel Officer Installation Ceremony.

Flags of other nations shall be escorted as deemed appropriate.

INSTALLING GRAND BETHEL OFFICER: Members and friends of Job’s Daughters, we welcome you here to witness the Installation of the Grand Council Officers, Grand Bethel Officers and the Grand Bethel Representatives of the State of Nebraska, Job’s Daughters International. They have been elected, appointed or chosen to serve for the ensuing year. Before installing them into Office, we will ask the blessing of our Father in Heaven.

Installing Grand Bethel Chaplain, you will attend at the Altar.

*Installing Grand Bethel Officer sounds three raps of gavel. (***)*

Music — Sweet Hour of Prayer.

The Installing Grand Bethel Chaplain approaches the Altar according to the Ritual, opens the Bible and kneels (if able; may remain standing if necessary for mobility or accessibility reasons.)

INSTALLING GRAND BETHEL CHAPLAIN: Oh, merciful and loving Father, we come to You in Faith, knowing that You will hear and answer our prayer. Be very near to us in this hour and let Your blessing rest upon us as we humbly seek to do Your will. Grant those whom we are about to invest with authority, the spirit of love and charity. Help them to see clearly the power and influence of a beautiful and compassionate life. May union and harmony prevail, and as they labor for the highest ideals of life, may they become more gracious and loving, more faithful and patient day by day, and thus complete a foundation of a useful and perfect life. We ask in Your name. Amen.

Music per Ritual.

Installing Grand Bethel Chaplain returns to station according to the Ritual.

*Installing Grand Bethel Officer sounds one rap of gavel. **

INSTALLING OFFICER: Installing Secretary (rises), you will call the roll of Officers elected and appointed to serve this Grand Guardian Council for the ensuing term, who as their names are read, will rise and remain standing. (Those with mobility challenges may remain seated.)

INSTALLING SECRETARY:

- _____, **Grand Guardian**
- _____, **Associate Grand Guardian**
- _____, **Vice Grand Guardian**
- _____, **Vice Associate Grand Guardian**
- _____, **Grand Guide**
- _____, **Grand Marshal**
- _____, **Grand Inner Guard**
- _____, **Grand Outer Guard**
- _____, **Grand Secretary**
- _____, **Grand Treasurer**
- _____, **Grand Librarian**
- _____, **Grand Chaplain**
- _____, **Grand Director of Music**
- _____, **Grand Senior Custodian**
- _____, **Grand Junior Custodian**
- _____, **Grand First Messenger**

_____, **Grand Second Messenger**
 _____, **Grand Third Messenger**
 _____, **Grand Fourth Messenger**
 _____, **Grand Fifth Messenger**

*Installing Officer sounds the gavel three (***) times.*

INSTALLING OFFICER: You will place your right hand over your heart and repeat the following obligation: (GGC Officers place their right hands over their hearts.)

I solemnly affirm on my honor – that I will conform - to the Constitution, Bylaws, and Standard Operating Procedure of the Supreme Guardian Council – and the Manual of Rules and Regulations – of the Grand Guardian Council of the State of Nebraska.

That I will faithfully perform – the duties of my office – and earnestly endeavor – to promote the welfare – and prosperity of Nebraska Job’s Daughters.

That I will endeavor – by precept and example – to encourage in our Daughters – the practice of those virtues – principles and lofty ideals – which adorn humanity – and make life rich – full and abundant.

*Installing Officer sounds one rap of gavel. **

INSTALLING OFFICER: Installing Guide and Installing Marshal, you will present the Grand Guardian at the Altar to kneel on bended knee, with hands upon the Holy Bible. (Grand Guardian kneels, places hands upon the Holy Bible. If Grand Guardian is unable to kneel, omit words “on bended knee.” GG will remain standing, or a chair may be brought to the edge of the Altar. Marshal may bring the Bible to the Grand Guardian, if necessary.)

March Music.

Installing Marshal reverently carries the Bible from the East edge to the west edge of the Altar.

Installing Guide assists the Grand Guardian to kneel at the Altar and ensures hands are placed on the Bible.

INSTALLING OFFICER: You will repeat after me: I sincerely promise that I will faithfully obey – and justly enforce – the Constitution, Bylaws, and Standard Operating Procedure – of the Supreme Guardian Council – and the Manual of Rules and Regulations – of this Grand Guardian Council – Job’s Daughters International. That I will perform the duties of my office – to the best of my ability. That I will promote the growth of Nebraska Job’s Daughters – and foster its welfare. And that I will strive to be fair and impartial – in the exercise of the powers of my office – so help me God. Amen.

Installing Guide and Installing Marshal assist the Grand Guardian to rise.

INSTALLING OFFICER: Grand Guardian, the duties of your Office are defined in the Constitution, Bylaws, and Standard Operating Procedures of the Supreme Guardian Council, as well as the Manual of Rules and Regulations of this Grand Guardian Council, which are entrusted in your care. Into your custody is given the Charter of this Grand Guardian Council. In your keeping is now entrusted the guidance and control of Job's Daughters in this State. Yours is an Office of great responsibility as the welfare of the organization depends upon the manner in which you conduct its affairs. It is our prayer that our Heavenly Father will give you courage to meet every difficulty, wisdom to judge each question aright and grace to sustain you in the performance of every duty.

INSTALLING OFFICER: Installing Guide and Installing Marshal, you will escort the Grand Guardian to the East.

Music.

Installing Guide and Installing Marshal escort the Grand Guardian to the East Line.

Grand Guardian may select escort(s) to the East Line.

*Installing Officer sounds three raps of gavel. (***) Grand Guardian ascends Dais.*

Installing Guide and Installing Marshal back to Custodians pedestals, facing each other.

INSTALLING OFFICER: It is my pleasure to introduce your Grand Guardian,

*Installing Officer sounds one rap of gavel. **

The Installing Officer hands gavel to Associate Installing Officer.

ASSOCIATE INSTALLING OFFICER: Installing Guide and Installing Marshal, you will present the Associate Grand Guardian at the Altar.

Music.

Installing Guide and Installing Marshal present the Associate Grand Guardian at the Altar. When in position.

Associate Grand Guardian, it is your duty to assist the Grand Guardian in the performance of the duties of the office, to assist in all matters pertaining to the welfare of Nebraska Job's Daughters and its relationship to Freemasonry, and preside when requested to do so. The exercise of the principles of Freemasonry will enable you to perform your duties with honor and credit. Are you willing to assume these responsibilities? (Answer: I am.)

ASSOCIATE INSTALLING OFFICER: Installing Guide and Installing Marshal, you will escort the Associate Grand Guardian to the East.

Music.

Installing Guide and Installing Marshal escort the Associate Grand Guardian to the East Line. Associate Grand Guardian may select escort(s) to the East Line.

*Associate Installing Officer sounds three raps of gavel. (***) Associate Grand Guardian ascends Dais.*

Installing Guide and Installing Marshal back to Custodians pedestals, facing each other.

ASSOCIATE INSTALLING OFFICER: It is my pleasure to introduce your Associate Grand Guardian, _____.

*Associate Installing Officer sounds one rap of gavel. * Associate Installing Officer returns gavel to Installing Officer.*

INSTALLING OFFICER: Installing Guide and Installing Marshal, you will escort the Vice Grand Guardian to the Altar.

Music. When in position.

Vice Grand Guardian, it is your duty to assist the Grand Guardian and assume all duties during any absence or disability. It is also your duty to promote the growth and welfare of Nebraska Job's Daughters. You are a weaver, adding new threads to our cloth of gold. Let it be your endeavor to add to its beauty, enhance its value and promote its usefulness.

Installing Guide and Installing Marshal, you will escort the Vice Grand Guardian to the East.

Music.

Installing Guide and Installing Marshal escort the Vice Grand Guardian to the East.

Installing Guide and Installing Marshal back to Custodians pedestals, facing each other.

INSTALLING OFFICER: It is my pleasure to introduce your Vice Grand Guardian,

_____.
Installing Officer sounds one rap of gavel (). Installing Officer hands gavel to Associate Installing Officer.*

ASSOCIATE INSTALLING OFFICER: Installing Guide and Installing Marshal, you will present the Vice Associate Grand Guardian at the Altar.

Music. When in position.

ASSOCIATE INSTALLING OFFICER: Vice Associate Grand Guardian, it is your duty to assist the Associate Grand Guardian and assume any duties in the event of an absence. Your past experience, and a careful study of our laws, will prepare you for the performance of these important duties. Installing Guide and Installing Marshal, you will escort the Vice Associate Grand Guardian to the East.

Music.

Installing Guide and Installing Marshal escort the Vice Associate Grand Guardian to the East.

Installing Guide and Installing Marshal back to Custodians pedestals, facing each other.

ASSOCIATE INSTALLING OFFICER: It is my pleasure to introduce your Vice Associate Grand Guardian, ____.

Associate Installing Officer sounds one rap of gavel (). Associate Installing Officer returns gavel to Installing Officer.*

INSTALLING OFFICER: Installing Guide and Installing Marshal, you will present the Grand Guide, Grand Marshal, Grand Inner Guard, Grand Outer Guard, Grand Treasurer and Grand Secretary at the Altar.

Music.

INSTALLING OFFICER: Grand Guide, it is your duty to escort distinguished guests and bring such matters before the Grand Guardian Council as will promote the growth and welfare of the Organization.

Grand Marshal, it is your duty to assist the Grand Guide, to present and care for our National Emblem, and to perform such other duties as may be assigned to you by the Grand Guardian.

Grand Inner Guard and Grand Outer Guard, your duty is to guard the doors of the Grand Guardian Council at its Annual Session. A deeper obligation rests upon you to devote your efforts to promote the growth and influence of Nebraska Job's Daughters. Be ever alert in the performance of your duties.

Grand Treasurer, it is your duty to have charge of all funds and securities belonging to the Grand Guardian Council; to receive all monies from the Grand Secretary, keeping an accurate account of the same and make a complete report at the Annual Meeting. Integrity and honor will guide you in the faithful performance of your duties.

Grand Secretary, it is your duty to keep a record of all proceedings of the Grand Guardian Council and make an Annual Report thereof, to receive all monies due the Grand Guardian Council and turn them over to the Grand Treasurer and perform the many other duties defined in the law of Nebraska Job's Daughters. Our progress depends largely upon the skill and intelligence with which you perform the trust that has been committed to you. Promptness and accuracy are essential.

Installing Guide and Installing Marshal, you will escort these Officers to their stations.

Music.

Installing Guide and Installing Marshal escort officers to stations and return to waiting stations.

INSTALLING OFFICER: Installing Guide and Installing Marshal, you will present the Grand Librarian, Grand Chaplain, Grand Director of Music, Grand Senior Custodian, Grand Junior Custodian and the Grand Messengers at the Altar. *Music. When in position.*

INSTALLING OFFICER: Grand Librarian, it is your duty to recommend to Bethels articles and books that will be helpful to Bethel Librarians. Whoever can develop a new idea, impel a noble thought, or cause to be expressed one lofty sentence bestows a great blessing on the world. Give to your selections for our Daughters your most earnest and prayerful consideration.

Grand Chaplain, it is your duty to attend at the Altar and lead this body in its devotions. Prayer is an incense moving heavenward, fraught with hopes and desires. The beauty and the uplifting influence of sincere utterance of faith in God's guidance and ever-ready strength as expressed in prayer, means much to our meetings. May God guide you in preparing for this service.

Grand Director of Music, it is your duty to supervise and direct the music in this Grand Jurisdiction. God gave us music. It is the essence of our ceremonies and leads to all that is good, beautiful and harmonious. So attune your life that you may impart the heavenly gift of music to our Members. How necessary to consider the message you would bring through the strings of your instrument.

Grand Custodians, it is your duty to care for the properties of the Grand Guardian Council during its Session and at all times to give the Grand Guardian such assistance as may be required of you. May your faithfulness to duty be of great benefit to Nebraska Job's Daughters.

Grand Messengers, you are to fill the five stations representing the story of the life of Job, upon which the Ritual of Job's Daughters is founded. Your duty is to assist the Grand Guardian when requested to do so. Job's Daughters are "The Fairest in all the Land." With patience, strive in faith, be firm, God will reward your high endeavor, and may you ever be true messengers of helpfulness.

Installing Guide and Installing Marshal, you will escort these Officers to their stations.

Music.

Installing Guide and Installing Marshal escort officers to stations and return to waiting stations.

Installing Chaplain may retire as Grand Chaplain takes station, if space is limited.

INSTALLATION OF GRAND DEPUTIES (OPTIONAL)

INSTALLING OFFICER: Installing Secretary, you will read the names of those appointed to serve as Grand Deputies for the ensuing year, who, as their names are read, will rise and remain standing. (Grand Deputies may be seated in a designated section or may rise wherever they are seated in the room.)

Grand Deputies, to you has been given the responsibility of assisting our Bethels in their understanding of the teachings and principles of Job's Daughters, our Ritual and Law. As an extension of the Grand Guardian, you are asked to share information and instruction to our members, helping them attain the high ideals of Job's Daughters. You are to be a mentor, a leader, a friend and advisor to members and adult volunteers. Your good work will strengthen Job's Daughters throughout Nebraska, inspiring our members to be the "Fairest in the Land."

Installing Officer sounds one rap of gavel ().*

INSTALLING OFFICER: Installing Secretary (rises), you will proclaim the Officers of this Grand Guardian Council duly and legally installed.

INSTALLING SECRETARY: By direction of the Installing Officer, and by authority of the Supreme Guardian Council, I now proclaim the Officers of the Grand Guardian Council, State of Nebraska, Job's Daughters International, duly and legally installed for the ensuing year.

Installing Officer sounds one rap of gavel. ()*

INSTALLING OFFICER: Grand Guardian, I now present you with the gavel, the emblem of your authority as Grand Guardian. Wield it with wisdom, justice and equality. May this organization be a lasting monument to the virtues illustrated in the life of Job – patience, faith, wisdom and justice. With God's help, may you conduct its affairs with thoughtful care for the benefit of our Masonic Daughters. Thus will Nebraska Job's Daughters increase in prosperity and potent influence for good as the future unfolds.

I congratulate you and the newly installed Officers. We all wish for you a most successful year. (Other appropriate remarks may be made by the Installing Officer at this time.) Grand Guardian then takes charge.

GRAND GUARDIAN: The Installing Grand Guardian Council Officers will retire.
Installing Officer and Associate Installing Officer remain in the East. The other installing officers retire to the seats reserved for them, as per Bethel Officer Installation Ceremony.

GRAND GUARDIAN: Installing Grand Bethel Guide (rises) and Installing Grand Bethel Marshal (rises), you will present the Grand Bethel Guardian and the Associate Grand Bethel Guardian appointed for the ensuing term, west of the Altar.

Music.

Installing Grand Bethel Guide and Installing Grand Bethel Marshal present the Grand Bethel Guardian and Associate Grand Bethel Guardian at the Altar.

GRAND GUARDIAN: You will place your right hand over your heart and repeat the following pledge:

I solemnly affirm on my honor – that I will conform to the Constitution – and Bylaws of the Supreme Guardian Council – and the Manual of Rules and Regulations – of the Grand Guardian Council of the State of Nebraska.

That I will faithfully perform – the duties of my office – and earnestly endeavor – to promote the welfare and prosperity — of the Grand Bethel.

GRAND GUARDIAN: Grand Bethel Guardian, yours is an Office of great responsibility as the welfare of the Grand Bethel depends upon the manner in which you perform your duties. Are you willing to assume these responsibilities? Answer: I am.

Associate Grand Bethel Guardian, it is your duty to assist the Grand Bethel Guardian in the performance of the duties of the Office and to assist in all matters pertaining to the welfare of the Grand Bethel. Are you willing to assume these responsibilities? Answer: I am.

You have been given the privilege of guiding and advising these fair Daughters in life's pilgrimage and assisting them in their projects for the good of the Grand Bethel. You should be alert and watchful that your conduct will be an example of patience and virtue, which the Daughters will emulate.

Installing Grand Bethel Guide and Installing Grand Bethel Marshal, you will escort these Officers to the East.

Music.

Installing Grand Bethel Guide and Installing Grand Bethel Marshal escort the Grand Bethel Guardian and Associate Grand Bethel Guardian to the East.

Installing Grand Bethel Guide and Installing Grand Bethel Marshal back to Custodians pedestals, facing each other.

GRAND GUARDIAN: It is my pleasure to introduce your Grand Bethel Guardian, _____, and Associate Grand Bethel Guardian _____.

*Grand Guardian sounds one rap of gavel.**

Grand Bethel Guardian and Associate Grand Bethel Guardian assume their stations at the Grand Bethel Committee table.

Installing Grand Bethel Guide and Installing Grand Bethel Marshal return to their stations.

Grand Guardian hands the gavel to the Installing Grand Bethel Officer.

Grand Senior and Junior Custodians move to chairs nearest the steps leading to the podium to assist those ascending or descending the steps.

INSTALLATION OF GRAND BETHEL BEEKEEPER (*OPTIONAL*):

GRAND GUARDIAN: Installing Grand Bethel Guide and Installing Grand Bethel Marshal, you will present the Grand Bethel Beekeeper to the East Line. *Beekeeper steps to the Anteroom or Preparation Room door. Installing Grand Bethel Guide and Installing Grand Bethel Marshal escort Beekeeper to the East Line, facing East, per Ritual.*

GRAND GUARDIAN: Grand Bethel Beekeeper, it is your duty to oversee the Jobies to Bee Program in Nebraska for those who have not yet attained the age for Job’s Daughter membership. You should exhibit enthusiasm for our Job’s Daughters that will inspire these young people to one day become a member. Are you willing to assume these responsibilities? *(Answer: I am.) Beekeeper faces West.*

It is my pleasure to present this year’s Grand Bethel Beekeeper

Installing Guide and Installing Marshal, you will escort the Grand Bethel Beekeeper to the sidelines. *Installing Grand Bethel Guide and Installing Grand Bethel Marshal escort Beekeeper to the North or South Marching Lines, stopping at Waiting Stations. Beekeeper returns to the sidelines.*

(OPTION B: Grand Bethel Officers and Representatives may be presented at this point in the ceremony if they did not enter earlier. An Installation narration may be used for their entrance, if desired.)

If not previously presented:

INSTALLING GRAND BETHEL OFFICER: Installing Grand Bethel Guide (rises) and Installing Grand Bethel Marshal (rises), you will retire and escort into the Bethel room the Grand Bethel Officers and Grand Bethel Representatives, who are to serve this Grand Bethel for the ensuing year.

March Music. Installing Grand Bethel Guide goes to Anteroom door, and Installing Grand Bethel Marshal goes to Preparation Room door.

Grand Bethel Officer Line Up:

<i>Preparation Room</i>		<i>Anteroom</i>
Grand Bethel Fourth Messenger		Grand Bethel Fifth Messenger
Grand Bethel Third Messenger		Grand Bethel Second Messenger
Grand Bethel Treasurer		Grand Bethel First Messenger

Grand Bethel Librarian		Grand Bethel Recorder
Grand Bethel Musician		Grand Bethel Chaplain
Grand Bethel Senior Custodian		Grand Bethel Junior Custodian
Grand Bethel Outer Guard		Grand Bethel Inner Guard
Grand Bethel Marshal		Grand Bethel Guide
Grand Bethel Senior Princess		Grand Bethel Junior Princess
		Grand Bethel Honored Queen
Chair of the Grand Bethel Representatives		
½ Grand Bethel Representatives		½ Grand Bethel Representatives

The Grand Bethel Officers proceed to the Grand Bethel Room and take their positions as rehearsed.

Once the Grand Bethel Officers are in position, the Grand Bethel Representatives enter the Grand Bethel Room and take their positions as rehearsed.

The Installing Grand Bethel Guide and Installing Grand Bethel Marshal return to stations.

INSTALLING GRAND BETHEL OFFICER: Installing Grand Bethel Recorder (*rises*), you will read the names of the Daughters who have been selected to serve as **Grand Bethel Officers and Grand Bethel Representatives for the ensuing year. As their names are read, they will rise and remain standing.**

Each Daughter rises and nods in acknowledgement as name is called.

INSTALLING RECORDER:

- _____ : **Grand Bethel Honored Queen**
- _____ : **Grand Bethel Senior Princess**
- _____ : **Grand Bethel Junior Princess**
- _____ : **Grand Bethel Guide**
- _____ : **Grand Bethel Marshal**
- _____ : **Grand Bethel Librarian**
- _____ : **Grand Bethel Musician**
- _____ : **Grand Bethel Treasurer**
- _____ : **Grand Bethel Chaplain**
- _____ : **Grand Bethel Recorder**
- _____ : **Grand Bethel Fifth Messenger**
- _____ : **Grand Bethel Fourth Messenger**
- _____ : **Grand Bethel Third Messenger**
- _____ : **Grand Bethel Second Messenger**
- _____ : **Grand Bethel First Messenger**
- _____ : **Grand Bethel Senior Custodian**
- _____ : **Grand Bethel Junior Custodian**
- _____ : **Grand Bethel Outer Guard**
- _____ : **Grand Bethel Inner Guard**
- _____ : **Chair of the Grand Bethel Representatives** (*optional*)

Grand Bethel Representatives (*Read list from separate page provided by the Grand Bethel Committee.*)

INSTALLING GRAND BETHEL OFFICER: Installing Grand Bethel Guide (*rises*) **and Installing Grand Bethel Marshal** (*rises*), **you will present the Grand Bethel Officers and Grand Bethel Representatives for the Obligation.**

Music.

Optional: Grand Bethel Officers may move into a special formation for the Obligation.

Installing Grand Bethel Guide and Installing Grand Bethel Marshal go to Altar on West Line to North and South Lines, then to Altar Line and North and South, then West to one step North and South of the Altar

INSTALLING GRAND BETHEL GUIDE: Installing Grand Bethel Officer, all is in readiness.

Installing Grand Bethel Officer descends the dais, with the gavel, to west side of the Altar.

INSTALLING GRAND BETHEL OFFICER: You will place your right hand over your heart and make this promise. *Installing Grand Bethel Officer places the gavel over heart for the Obligation.*

Do you promise that no Grand Bethel shall be opened without the presence of the Grand Guardian or the Grand Bethel Committee? *Answer: I do.*

That you will be guided by the advice of the Grand Guardian or the Grand Bethel Committee in all matters concerning the work and welfare of the Nebraska Grand Bethel? *Answer: I do.*

You will assume the following Obligation: In the presence of Almighty God – and these witnesses – I promise to obey the laws – of Job’s Daughters International. That I will Counsel with the Grand Guardian – and the Grand Bethel Committee – and be courteous and obedient unto them. That I will be faithful to the duties of my Office – as outlined in the Ritual – and the charges spoken today. That I will endeavor to live in accordance with its teachings – in the hope that I may be found worthy – of being one of “The Fairest in the Land.” That I will be an example to all Nebraska Job’s Daughters – whose faith led me to a state office. That I will strive to be ever faithful to this promise – that should I violate this Obligation – I agree to vacate my Office – at the request – and upon the declaration – of the Grand Guardian of the State of Nebraska.

The Installing Grand Bethel Officer lowers the gavel and returns to the East by backing halfway to the East Dais, turns and ascends Dais.

Installing Grand Bethel Guide and Installing Grand Bethel Marshal go east to the Altar Line, then north and south to Waiting stations.

Installing Grand Bethel Officer sounds one rap of gavel. ()*

INSTALLATION OF THE CHAIR OF GRAND BETHEL REPRESENTATIVES
(OPTIONAL)

INSTALLING GRAND BETHEL OFFICER: Chair of the Grand Bethel Representatives, you will rise.

Chair of the Grand Bethel Representatives rises and stands in front of chair.

INSTALLING GRAND BETHEL OFFICER: While our Grand Bethel Representatives help us learn about Job's Daughters around the globe, as their leader, you provide the road map that will lead them along the path to a successful experience. They look to you as a role model and inspiration. You are their guiding star. Lead them well, that they achieve their fullest potential.

Installing Grand Bethel Installing Officers sounds one rap of gavel. ()*

INSTALLING GRAND BETHEL OFFICER: It gives me great pleasure to present the Grand Bethel Representatives.

Grand Bethel Representatives stand with medallions in hand.

INSTALLING GRAND BETHEL OFFICER: Daughters, as Grand Bethel Representatives, you have been selected to represent a state, province or country where Job's Daughters are found. By interchange of communications and ideas, we shall become familiar with other Bethels throughout our International organization. It shall be your duty to make a full report at the next meeting of the Grand Bethel of Nebraska about the state, province or country you represent.

Grand Bethel Representatives, you will now invest yourselves with the Medallion of your Office.

Installing Grand Bethel Officer sounds one rap of gavel. ()*

INSTALLING GRAND BETHEL OFFICER:

_____ : Grand Bethel Inner Guard

_____ : Grand Bethel Outer Guard

Installing Grand Bethel Guide and Installing Grand Bethel Marshal, you will present the Grand Bethel Inner Guard and Grand Bethel Outer Guard at the Altar.

Music.

Installing Grand Bethel Guide presents Grand Bethel Inner Guard at the Altar.

Installing Grand Bethel Marshal presents Grand Bethel Outer Guard at the Altar.

INSTALLING GRAND BETHEL OFFICER: Daughters, guard carefully the doors of our Grand Bethel, and be alert and watchful, guarding against sins, which are pressing for admission to pure hearts and minds. As Grand Bethel Officers, you shall be proficient in your ritual work so that any member of Job's Daughters will benefit from your example.

Installing Grand Bethel Guide and Installing Grand Bethel Marshal, you will invest these Officers with the Medallions of their Office, after which you will conduct them to their stations.

Music.

Installing Grand Bethel Guide escorts Grand Bethel Inner Guard to station.

Installing Grand Bethel Marshal escorts Grand Bethel Outer Guard to a chair inside the Preparation Room door.

Installing Grand Bethel Guide and Installing Grand Bethel Marshal return to waiting stations.

Installing Grand Bethel Guide nods to seat the Officers.

INSTALLING GRAND BETHEL OFFICER:

_____ : **Grand Bethel Senior Custodian**

_____ : **Grand Bethel Junior Custodian**

Installing Grand Bethel Guide and Installing Grand Bethel Marshal, you will present the Grand Bethel Junior Custodian and Grand Bethel Senior Custodian at the Altar.

Music.

Installing Grand Bethel Guide presents Grand Bethel Junior Custodian at the Altar.

Installing Grand Bethel Marshal presents Grand Bethel Senior Custodian at the Altar.

INSTALLING GRAND BETHEL OFFICER: Daughter Grand Bethel Custodians, you are the Custodians of the Dove and Urn of Incense, emblems of the first and second Epochs. You shall be prepared to help in the setting up of all Grand Bethel meetings, working closely with the Grand Bethel Committee and Grand Bethel Marshal. Your floor work and memory work should be so correct that you will serve as an example to every member of Job's Daughters. Ever let your lives symbolize the purity and prayer represented by the Urn of Incense and the Dove.

Installing Grand Bethel Guide and Installing Grand Bethel Marshal, you will invest these Officers with the Medallions of their Office, after which you will conduct them to their stations.

Music.

Installing Grand Bethel Guide escorts Grand Bethel Junior Custodian to station.

Installing Grand Bethel Marshal escorts Grand Bethel Senior Custodian to station.

Installing Grand Bethel Guide and Installing Grand Bethel Marshal return to waiting stations.

Installing Grand Bethel Guide nods to seat the Officers.

INSTALLING GRAND BETHEL OFFICER:

_____ : **Grand Bethel Chaplain**

_____ : **Grand Bethel Musician**

_____ : **Grand Bethel Librarian**

Installing Grand Bethel Guide and Installing Grand Bethel Marshal, you will present the Grand Bethel Chaplain, Grand Bethel Musician and Grand Bethel Librarian at the Altar.

March Music.

Installing Grand Bethel Guide presents Grand Bethel Musician and Grand Bethel Librarian at the Altar.

Installing Grand Bethel Marshal presents Grand Bethel Chaplain at the Altar.

INSTALLING GRAND BETHEL OFFICER: Daughter Grand Bethel Chaplain, you are to lead the devotions of the Grand Bethel, and give the Pledge of Honor to adults when necessary. May you be an inspiration to all members who hold this office in their local Bethels, be prepared in all ceremonies and floor work for Grand Bethel and encourage a reverence for sacred things...the beacon lights of life.

Daughter Grand Bethel Musician, your duty is to preside at the instrument during the musical part of Grand Bethel meetings and ceremonies. You must be well prepared before Grand Session so that all floor work runs smoothly and the harmony of your music is an inspiration for all to hear.

Daughter Grand Bethel Librarian, your duty is to encourage a taste for the arts and sciences by giving a report on an educational subject. Be prepared in all floor work and speaking parts for all ceremonies at Grand Session, encourage other Librarians statewide and serve as a model to all who will observe you in your State office.

Installing Grand Bethel Guide and Installing Grand Bethel Marshal, you will invest these Officers with the Medallions of their Office, after which you will conduct them to their stations.

March Music.

Installing Grand Bethel Guide escorts Grand Bethel Chaplain, Grand Bethel Librarian and Grand Bethel Musician to their stations.

Installing Grand Bethel Guide and Installing Grand Bethel Marshal return to waiting stations.

Installing Grand Bethel Guide nods to seat the Officers.

INSTALLING GRAND BETHEL OFFICER:

_____ : Grand Bethel Recorder

_____ : Grand Bethel Treasurer

Installing Grand Bethel Guide and Installing Grand Bethel Marshal, you will present the Grand Bethel Recorder and Grand Bethel Treasurer at the Altar.

March Music.

Installing Grand Bethel Guide presents Grand Bethel Recorder at the Altar.

Installing Grand Bethel Marshal presents Grand Bethel Treasurer at the Altar.

INSTALLING GRAND BETHEL OFFICER:

Daughter Grand Bethel Recorder, it is your duty to record all actions of the Grand Bethel Session in proper form, learn all floor work and speaking parts for Grand Bethel Ceremonies, and endeavor to be an example to all members of Job's Daughters in the State of Nebraska.

Daughter Grand Bethel Treasurer, it is your duty to report all funds of the Grand Bethel to the Grand Bethel at its yearly session, learn all floor work and speaking parts for Grand Session ceremonies, and work with the Grand Bethel Committee, that each member in the State of Nebraska will see your work as a model for which they should strive to exemplify.

Installing Grand Bethel Guide and Installing Grand Bethel Marshal, you will invest these Officers with the Medallions of their Office, after which you will conduct them to their stations.

March Music.

Installing Grand Bethel Guide escorts Grand Bethel Treasurer and Grand Bethel

Recorder to stations.

Installing Grand Bethel Guide and Installing Grand Bethel Marshal return to waiting stations. Installing Grand Bethel Guide nods to seat the Officers.

INSTALLING GRAND BETHEL OFFICER:

_____ : **Grand Bethel First Messenger**
 _____ : **Grand Bethel Second Messenger**
 _____ : **Grand Bethel Third Messenger**
 _____ : **Grand Bethel Fourth Messenger**
 _____ : **Grand Bethel Fifth Messenger**

Installing Grand Bethel Guide and Installing Grand Bethel Marshal, you will present the five Messengers at the Altar.

March Music.

Installing Grand Bethel Guide presents Grand Bethel First Messenger, Grand Bethel Second, and Grand Bethel Fifth Messenger at the Altar.

Installing Grand Bethel Marshal presents Grand Bethel Third Messenger and Grand Bethel Fourth Messenger at the Altar.

INSTALLING GRAND BETHEL OFFICER: **Daughter Grand Bethel Messengers, to you has been given the privilege of unfolding to the Pilgrims the story of Job's eventful life, his pleasures, his trials, his temptations, and his final triumph and peace. Be particular therefore, to know and understand your part well, that the interpretation will be meaningful for all to hear. You must be proficient in all speaking parts for all ceremonies at Grand Bethel and in all floor work so that your own life will be an example to every Daughter who imparts the story of Job.**

Installing Grand Bethel Guide and Installing Grand Bethel Marshal, you will invest these Officers with the Medallions of their Office, after which you will conduct them to their stations.

March Music.

Installing Grand Bethel Guide escorts Grand Bethel Fifth Messenger, Grand Bethel Second, and Grand Bethel First Messenger to their stations.

Installing Grand Bethel Marshal escorts Grand Bethel Fourth Messenger and Grand Bethel Third Messenger to their stations.

Installing Grand Bethel Guide and Installing Grand Bethel Marshal return to waiting stations.

Installing Grand Bethel Guide nods to seat the Officers.

INSTALLING GRAND BETHEL OFFICER:

_____ : **Grand Bethel Guide**
 _____ : **Grand Bethel Marshal**

Installing Grand Bethel Guide and Installing Grand Bethel Marshal, you will present the Grand Bethel Guide and Grand Bethel Marshal at the Altar.

Music.

Installing Grand Bethel Guide presents Grand Bethel Guide at the Altar.

Installing Grand Bethel Marshal presents Grand Bethel Marshal at the Altar.

INSTALLING GRAND BETHEL OFFICER: Daughter Grand Bethel Guide, your duty is to guide the Pilgrims in their journey through the several epochs, to know all parts and floor work for the Grand Bethel Session Ceremonies, and to work with the Grand Bethel Honored Queen and Grand Bethel Committee to make each Grand Bethel Session run smoothly. Become familiar with the teachings of Job's Daughters, that you may be an example to others and direct their footsteps in the ways of peace, truth and uprightness of life.

Daughter Grand Bethel Marshal, your duty is to care for and display the National Emblem, to see that suitable preparation is made for our ceremonies during the Grand Bethel Session, and to assist the Grand Bethel Guide in conducting the Pilgrims. As a Grand Bethel Officer, you shall at all times endeavor to be an example for members throughout the State of Nebraska.

Installing Grand Bethel Guide and Installing Grand Bethel Marshal, you will invest these Officers with the Medallions of their Office, after which you will conduct them to their stations.

Music.

Installing Grand Bethel Guide escorts Grand Bethel Guide to station.

Installing Grand Bethel Marshal escorts Grand Bethel Marshal to station.

Installing Grand Bethel Guide and Installing Grand Bethel Marshal return to waiting stations. Installing Grand Bethel Guide nods to seat the Officers.

INSTALLING GRAND BETHEL OFFICER:

_____ : Grand Bethel Senior Princess

_____ : Grand Bethel Junior Princess Installing Grand Bethel Guide and Installing Grand Bethel Marshal, you will present the Grand Bethel Senior and Junior Princesses at the Altar.

Music.

Installing Grand Bethel Guide presents Grand Bethel Junior Princess at the Altar.

Installing Grand Bethel Marshal presents Grand Bethel Senior Princess at the Altar.

INSTALLING GRAND BETHEL OFFICER: Daughter Grand Bethel Princesses, you have been selected to assist the Grand Bethel Honored Queen in all that may be required of you. You should conduct yourselves at all times with quiet dignity befitting your high office. Be gracious in manner, courteous and gentle, expressing through your daily lives the principles of religion, virtue and honor. You shall be prepared for all ceremonies at the Grand Bethel Session, and work with the Grand Bethel Honored Queen throughout the term, visiting as many Bethels in your official capacity as is possible.

Installing Grand Bethel Guide and Installing Grand Bethel Marshal, you will invest these Officers with the Medallions of their Office, after which you will conduct the Grand Bethel Princesses to the East to be invested with the honors of their stations.

March Music.

Installing Grand Bethel Guide escorts Grand Bethel Junior Princess side-by-side around the south side of the Altar.

Installing Grand Bethel Marshal escorts Grand Bethel Senior Princess side-by-side around the north side of the Altar.

They walk, four abreast to the East Line. The GB Princesses hand any carrying pieces to the Installing Grand Bethel Guide and Installing Grand Bethel Marshal.

Princesses kneel at foot of Dais. (May remain standing or be seated in a chair if

necessary for accessibility or mobility reasons.)

Installing Grand Bethel Guide and Installing Grand Bethel Marshal back along the East Line to a position in front of the Custodian's pedestals.

Installing Grand Bethel Senior Custodian invests the Grand Bethel Senior Princess with the cape and crown and is seated.

Installing Grand Bethel Junior Custodian invests the Grand Bethel Junior Princess with the cape and crown and is seated.

Installing Grand Bethel Guide and Installing Grand Bethel Marshal return any carrying piece to the GB Princesses.

INSTALLING GRAND BETHEL OFFICER: Daughter Grand Bethel Princesses, ever strive for beauty of character that will outshine the beauty and splendor of your raiment.

*Installing Grand Bethel Officer sounds three raps of the gavel. (***)*

GB Princesses ascend the Dais and stand at their stations, facing West.

INSTALLING GRAND BETHEL OFFICER: It is with pleasure that I present

_____ who has been installed Grand Bethel Senior Princess and

_____ who has been installed Grand Bethel Junior Princess for the

ensuing term.

Installing Grand Bethel Guide and Installing Grand Bethel Marshal return to waiting stations.

Installing Grand Bethel Officer sounds one rap of the gavel. ()*

INSTALLING GRAND BETHEL OFFICER: Installing Grand Bethel Guide and Installing Grand Bethel Marshal, you will cause the Grand Bethel Honored Queen to kneel at the Altar with hands placed on the open Holy Bible. (If GBHQ has mobility or accessibility challenges, omit language about kneeling at the Altar and allow GBHQ to stand as necessary, or a chair may be brought to the west edge of the Altar.)

March Music.

Installing Grand Bethel Marshal reverently carries the Bible from the East edge to the west edge of the Altar.

Installing Grand Bethel Guide assists the GBHQ to kneel at the Altar and ensures hands are placed on the Bible, holding any carrying piece.

Installing Grand Bethel Officer descends the Dais with the gavel, to the east side of the Altar.

INSTALLING GRAND BETHEL OFFICER: Grand Bethel Honored Queen, you will repeat after me: Installing Grand Bethel Officer places the gavel over heart.

I will be faithful to the laws – of Job's Daughters International – respect the Supreme, Grand and Bethel Guardian Councils – and endeavor to be worthy of my office – so help me God.

The Installing Grand Bethel Officer lowers gavel to side.

The one selected to hold the office of Nebraska Grand Bethel Honored Queen should be generous in character, kind, tolerant and possessed with the ability to preside in a just and gracious manner. Your conversation should be both delightful and improving. May your taste in literature, arts and sciences be such that you will lead the thoughts of others toward the highest and purest things in life. Polite and courteous attention to the advice of parents and guardians, and the consideration of the happiness of others will so

strengthen your own life that the beauty of your humanity will be observed by all with whom you are associated, and the prayer of all who know and love you is, that our Heavenly Father will guide and direct you in your service of love.

As Grand Bethel Honored Queen, you shall endeavor to represent all Job's Daughters in the State of Nebraska to other Masonic-related bodies, that the name of Job's Daughters shall be ever enhanced. That the Grand Bethel Session, under your leadership, shall run efficiently, you shall work closely with the Grand Bethel Committee. As much as possible, you shall try to visit each Bethel in the state and offer encouragement, inspiration and leadership. The benefit you derive will reflect; as you give so shall you receive.

GBHQ removes hands from the Bible.

Installing Grand Bethel Officer walks around the north side of the Altar, hands the gavel to the Installing Grand Bethel Marshal, and standing to the left of the GBHQ, and removes the cape.

INSTALLING GRAND BETHEL OFFICER: (While placing the cape on the GBHQ) This cape of royal purple is an emblem of your high office and symbolizes the love of those who have chosen you as their Grand Bethel Honored Queen.

Installing Grand Bethel Guide and Installing Grand Bethel Marshal lift the ends of the cape as the GBHQ ties the cords, then lay it flat behind the GBHQ.

Installing Grand Bethel Officer removes the crown and hands it to the Installing Grand Bethel Marshal.

Installing Grand Bethel Officer removes the Medallion and places it on the GBHQ.

Installing Grand Bethel Marshal returns the crown to the Installing Grand Bethel Officer.

INSTALLING GRAND BETHEL OFFICER: (While placing the crown on the GBHQ) I now place on your head this Crown, an emblem of leadership, and a symbol of your high position. May you ever wear it with dignity, grace and humility.

Installing Grand Bethel Officer steps to the side.

INSTALLING GRAND BETHEL OFFICER: Grand Bethel Honored Queen, let wisdom and understanding crown your judgment, and the beauty and glory of your reign will be as lustrous as the sheen of your royal cloak. Ever strive to wear these honors with real dignity as becoming a Grand Bethel Honored Queen of Job's Daughters International.

Special Music. (optional)

Installing Grand Bethel Officer assists the GBHQ to rise.

Installing Grand Bethel Marshal returns the gavel to the Installing Grand Bethel Officer.

MARCH OPTION 1:

Installing Grand Bethel Officer escorts the GBHQ arm-in-arm around the north side of the Altar to the Center Line.

MARCH OPTION 2:

Installing Grand Bethel Officer and GBHQ march, arm-in-arm around the north side of the Altar to the North Marching Line, proceed west to the West Marching Line, turn East on the South Marching Line to the Altar Line, proceed to the east side of the Altar, then turn east toward the Dais to ascend the Dais, making a full circle of the Grand Bethel room.

OPTIONAL PGBHQ TRIBUTE:

Installing Grand Bethel Officer and GBHQ pause at the Altar as the PGBHQs present an arch of flowers. The Installing Grand Bethel Officer and GBHQ march east to the East Line. The PGBHQs each present their flower to the GBHQ and return to their seats via the sidelines.

Installing Grand Bethel Officer leaves the GBHQ on the East Line, facing West and ascends the Dais. The GBHQ remains at the foot of the Dais for the duration of the Special Music.

Installing Grand Bethel Marshal reverently returns the Bible to its regular position on the Altar as soon as the Installing Grand Bethel Officer and GBHQ leave the Altar Line.

Installing Grand Bethel Guide and Installing Grand Bethel Marshal return to waiting stations.

*Installing Grand Bethel Officer sounds three raps of the gavel. ****

GBHQ ascends the Dais.

INSTALLING GRAND BETHEL OFFICER: It is with pleasure that I present _____ who has been installed Grand Bethel Honored Queen for the ensuing year.

Applause.

INSTALLING GRAND BETHEL OFFICER: Grand Bethel Honored Queen, I present you with the gavel, the emblem of your authority, knowing that in your hands it will be used wisely and well.

Grand Bethel Honored Queen seats the assembly with one rap of the gavel () and returns it to the Installing Grand Bethel Officer.*

INSTALLING GRAND BETHEL OFFICER: I now present you with a copy of the Uniform Code of Bylaws of the Grand Bethel, a copy of the Constitution and Bylaws of Job's Daughters International, and a copy of the Manual of Rules and Regulations of this Grand Guardian Council. These are yours to study for the ensuing term. They define your duties and responsibilities. They also set forth the rights and privileges of all members of Job's Daughters. Examine them carefully that your duties may be well done, and the rights and privileges of members protected.

INSTALLING GRAND BETHEL OFFICER: Installing Grand Bethel Recorder (rises), you will make the Proclamation.

INSTALLING GRAND BETHEL RECORDER: By direction of the Installing Grand Bethel Officer and the Grand Guardian Council, I proclaim the Grand Bethel Officers of the Grand Bethel of the State of Nebraska of Job's Daughters International, legally installed for the transaction of business under the laws of Job's Daughters International and the Grand Guardian Council.

Installing Grand Bethel Officer sounds one rap of gavel. ()*

INSTALLING GRAND BETHEL OFFICER: I congratulate the Grand Bethel Honored Queen and all the newly installed Officers. We all wish for you a most successful year.

The Installing Grand Bethel Officers will retire.

Installing Grand Bethel Officer remains in the East.

All other installing Grand Bethel Officers retire as per Bethel Installation Ceremony.

GRAND BETHEL HONORED QUEEN: Presentations.

- **White Cape Ceremony** *(Optional) As per Nebraska Book of Ceremonies*
- **Presentation of Gavels**
 - Grand Guardian *(The Grand Guardian's family asks to approach the East)*
 - Grand Bethel Honored Queen *(The Grand Bethel Honored Queen's family asks to approach the East)*
- **Traveling Bible Exchange**
 - Grand Worthy Advisor *(The Grand Worthy Advisor approaches the podium and presents the traveling Rainbow Bible to the Grand Bethel Honored Queen.)*
- **Exchange of Jewels**

GRAND GUARDIAN: At this time we will have the Exchange of Jewels.

(As many participants in the exchange of the jewels and pins as possible should already be seated in the East. The Grand Guardian asks the Grand Bethel Guide and Grand Bethel Marshal to escort any participants who are not already in the East to the East.)
(When all are in position in the East.)

GRAND BETHEL HONORED QUEEN: Grand Bethel Guide and Grand Bethel Marshal, you will escort the retiring Grand Family to the East. *(if not already seated in the East)*

GRAND BETHEL HONORED QUEEN: Retiring Grand Guardian _____ will present the Hazel Hawthorne Jewel, PGG 1936, to Grand Guardian _____.

GRAND BETHEL HONORED QUEEN: Retiring Associate Grand Guardian _____ will present the Tindell-Thurman Jewel, PGG & PAGG 1951, to Associate Grand Guardian _____.

GRAND GUARDIAN: Retiring Grand Bethel Honored Queen _____ will present the Grand Bethel Honored Queen's Jewel to

_____.
GRAND GUARDIAN: Junior Past Grand Guardian _____ will receive her/their PGG Jewel and card from _____.

GRAND GUARDIAN: Junior Past Associate Grand Guardian _____ will receive his/their PAGG Jewel and card from _____.

(The Past Grand Bethel Honored Queen, Past Miss Nebraska Job's Daughter and Past Miss Nebraska Congeniality may choose who they want to present their jewel. If the same people are presenting multiple jewels they are to be introduced only once announcing all the jewels they will present at the time of their introduction.)

GRAND BETHEL HONORED QUEEN: Junior Past Grand Bethel Honored Queen _____ will receive her/their Past GBHQ Jewel from

_____.
(The Past Grand Bethel Honored Queen is pinned by the person presenting the jewel.)

GRAND BETHEL HONORED QUEEN: Junior Past Miss Nebraska Job's Daughter
_____ will receive her/their MNJD Jewel from

(The Past Miss Nebraska Job's Daughter is pinned by the person presenting the jewel.)

GRAND BETHEL HONORED QUEEN: Junior Past Miss Nebraska Congeniality
_____ will receive her/their MNC charm from

(The person presenting the charm to the Past Miss Nebraska Congeniality ties a ribbon with the charm attached to it around the wrist of the Past Miss Nebraska Congeniality.)

GRAND GUARDIAN: Retiring Grand Bethel Guardian _____ will present
Grand Bethel Guardian _____ the Thelma Lenhardt Jewel. *(The Past Grand Bethel*
Guardian pins the Grand Bethel Guardian.)

GRAND GUARDIAN: Retiring Associate Grand Bethel Guardian _____ will
present Associate Grand Bethel Guardian _____ the LeRoy Lenhardt Jewel. *(The*
Past Associate Grand Bethel Guardian pins the Associate Grand Bethel Guardian.)

(The Grand Guardian asks the Grand Bethel Guide and Grand Bethel Marshal to escort any participants who are not seated in the East to the sidelines.)

INTRODUCTION OF GUESTS:-

GRAND BETHEL HONORED QUEEN: Introduction of Distinguished Guests.

Will the [category] please rise?

It is with pleasure that I present the [category] [names & titles]

-OR-

Will you please introduce yourselves beginning on my right?

(Guests introduce themselves.)

Members and friends, please join me in thanking them for coming.

Applause.

Order of Introductions:

1. Miss International Job's Daughter
2. Supreme Bethel Honored Queen
3. Supreme Bethel Officers and/or Representatives

4. Past Grand Bethel Honored Queens of Nebraska
5. Grand Bethel Honored Queens visiting from other jurisdictions

6. Miss Nebraska Job's Daughter
7. Past Miss Nebraska Job's Daughters
8. Miss Job's Daughters visiting from other jurisdictions

9. Miss Nebraska Congeniality
10. Past Miss Nebraska Congenialities
11. Miss Congenialities visiting from other jurisdictions

12. Spirit Ambassadors:

13. HIKE Daughter Coordinators:
14. Nebraska Supreme Competition Teams
 - a. Circle of Five:
 - b. Daughters of the East:

15. Supreme Guardian & Associate Supreme Guardian
16. Grand Guardians & Associate Grand Guardians visiting from other jurisdictions
17. Jurisdictional Guardians & Associate Jurisdictional Guardians

18. Grand Master of Masons
 - a. *(ask Grand Master to introduce the other Grand Officers present)*
19. Past Grand Masters of Nebraska
20. Worthy Grand Matron & Worth Grand Patron
 - a. *(ask them to introduce the other Grand Officers present)*

21. Presiding Jurisdictional Officers of other Masonic Family Organizations
 - a. International Order of Rainbow for Girls
 - i. Grand Worthy Advisor of Nebraska
(ask GWA to introduce the other Grand Officers present)
 - ii. Supreme Deputy
 - b. DeMolay International
 - i. Nebraska State Master Councilor
(ask SMC to introduce the other State Officers present)
 - ii. Executive Officer
 - c. Scottish Rite
 - i. Sovereign Grand Inspector General in Nebraska
 - ii. Venerable Master, Lodge of Perfection
 - iii. Wise Master, Chapter of Rose Croix
 - iv. Eminent Commander, Council of Kadosh
 - v. Venerable Master, Consistory
 - d. York Rite
 - i. Grand High Priest of Grand Chapter Royal Arch Masons
 - ii. Illustrious Master of Grand Council Cryptic Masons
 - iii. Right Eminent Grand Commander of Grand Commandery Knights Templar
 - e. Potentates of Shriners International
 - f. Queens of Daughters of the Nile
 - g. Presidents of Order of the Beauceant

REMARKS & FAMILY INTRODUCTIONS

1. Grand Bethel Honored Queen
2. Miss Nebraska Job's Daughter
3. Miss Nebraska Congeniality
4. Associate Grand Guardian
5. Grand Guardian

OPTIONAL: COIN MARCH

GRAND BETHEL HONORED QUEEN: At this time, we will conduct a coin march. Money raised from today's contributions will go to _____.

ANNOUNCEMENTS

GRAND GUARDIAN:

After the Closing ceremony, the Bethel Guardians or an Adult representative from each Bethel needs to stop at the Grand Secretary's desk to pick up your packet for this next year. All of the programs for your Bethel and information for your Honored Queens are contained in these packets.

Grand Guardian Council Officers, Grand Bethel Committee members and host Bethels will be tearing down the Grand Bethel room. Please promptly clear the floor so they can complete this task.

We wish each Bethel a very successful year. Please feel free to contact us with any questions or concerns. Be careful traveling home and thank you for sharing this day with us.

CLOSING CEREMONY

GRAND GUARDIAN: Grand Chaplain, you will attend at the Altar.

*Grand Guardian sounds three raps of gavel. (***)*

Grand Chaplain approaches the Altar in regular manner and opens the Bible.

GRAND CHAPLAIN: Heavenly Father, source of all love and compassion, let Your blessing rest upon us as we seek to do Your will. Give wisdom, courage and love to us, the Officers of the Grand Guardian Council and the Grand Bethel Officers who have just assumed leadership of our beautiful organization.

Keep us true that we may be fit leaders for "The Fairest in the Land". Bless Nebraska Job's Daughters, that the work we strive to do may be attuned to Your divine plan. Amen.

Grand Chaplain closes the Bible and returns from the Altar in regular manner.

GRAND GUARDIAN: Grand Marshal, you will proclaim the _____ (session number) Annual Session of the Grand Guardian Council of Nebraska, Job's Daughters International closed, to reconvene _____ (Month, Date and Year) through _____ (Month, Date and Year) at _____ (Name of facility and location) in _____, Nebraska.

GRAND MARSHAL: By direction of the Grand Guardian, I proclaim the _____

(session number) **Annual Session of the Grand Guardian Council of Nebraska, Job's Daughters International closed, to reconvene _____ (Month, Date and Year) through _____ (Month, Date and Year) at _____ (Month, Date and Year) in _____, Nebraska.**

Grand Guardian sounds one rap of gavel. ()*

SIGNING OF THE BIBLE

GRAND BETHEL HONORED QUEEN: Junior Past Grand Bethel Honored Queen _____, will you please join me for the signing of the Bible?

The Grand Bethel Honored Queen escorts the Past Grand Bethel Honored Queen east of the Altar to sign the Bible. When the Past Grand Bethel Honored Queen is finished signing the Bible the two back up to half way between the Altar and the dais and turn east and ascend the dais.

RETIRING MARCH & CLOSING FORMATION

GRAND BETHEL HONORED QUEEN: All present will please remain seated until the Grand Bethel Officers and Grand Guardian Council Officers have retired.

*GBHQ sounds two raps of gavel. (**)*

Grand Bethel Custodians remove semi-circle chairs as per Ritual, with assistance as needed.

Grand Guardian Council Officers leave their stations to the appropriate marching line then assemble in a line in the East.

RETIRING MARCH

Grand Bethel Officers perform the retiring march and closing formation as per Ritual. Closing formation may be the Closing Cross, Triangle or Square and Compass Formation as found in the Ritual.

The Grand Guardian, Associate Grand Guardian, Miss Nebraska Job's Daughter and Miss Nebraska Congeniality assemble at a point halfway between the East and the Altar to view the Closing Formation.

Grand Bethel Officers may sing "Nearer My God to Thee" or "Let There Be Peace on Earth" with optional signing, as per Ritual.

Grand Bethel Officers assemble on the West Line as per Ritual.

GRAND BETHEL GUARDIAN: This concludes our ceremony.

Grand Bethel Guardian nods. Grand Bethel Officers respond with a nod. Grand Bethel Guardian sounds one rap of gavel. ()*

The Grand Bethel Honored Queen proceeds toward the Altar and joins the Grand Guardian, Associate Grand Guardian, Miss Nebraska Job's Daughter and Miss Nebraska Congeniality east of the Altar. After the Grand Guardian Council Officers are in place the Grand Bethel Officers, lead by the Grand Bethel Senior and Junior Princesses leave the west and form the inside of the cordon.

With the Grand Guardian and Associate Grand Guardian behind her and the Miss Nebraska Job's Daughter and Miss Nebraska Congeniality on each side of her, the Grand Bethel Honored

Queen walks through the cordon, out of the room.

The Grand Bethel Officers follow the Grand Guardian and Associate Grand Guardian beginning with the back of the line. This will give the impression that the Grand Bethel Officer line is collapsing as they walk out.

The Grand Guardian Council Officers follow the Grand Bethel Officers beginning with the back of the line.