

**LILY OF THE VALLEY AWARD CEREMONY**

1. *This ceremony is to be given by the Grand Bethel Officers at the Annual Session of the Grand Guardian Council, at the request of the Grand Guardian.*
2. *If the ceremony is to be given by the Grand Bethel Officers, the Grand Guardian shall notify the Grand Bethel Committee, who shall notify the Grand Bethel Honored Queen and the speaking parts shall be distributed to the Grand Bethel Officers, as soon as possible.*
3. *The Chairman of the Lily of the Valley Award Committee shall work with the Grand Secretary to:*
  - a. *prepare the certificates*
  - b. *arrange for the purchase of the lily of the valley (flower)*
  - c. *order the Lily of the Valley medallions, and arrange for the appropriate engraving.**All items shall be available for presentation at the ceremony.*
4. *All speaking parts shall be memorized.*
5. *If there is only one recipient, all speaking parts should be modified to reflect a single person.*
6. *Recipient(s) of the Lily of the Valley Award shall be seated in reserve seats prior to the start of the ceremony.*
7. *Grand Bethel Guide shall be given the name(s) of the recipient(s) prior to the ceremony.*
8. *Grand Bethel Guide and Grand Bethel Marshal stand one step behind the line of recipients when recipients are being addressed by other Grand Bethel Officers, and resume their place in line when addressed by other Grand Bethel Officers.*

*Officers involved in Ceremony:*

- 1) *Grand Bethel Honored Queen*
- 2) *Grand Bethel Senior Princess*
- 3) *Grand Bethel Junior Princess*
- 4) *Grand Bethel Guide*
- 5) *Grand Bethel Marshal(non-speaking)*
- 6) *Grand Bethel Chaplain*
- 7) *Grand Bethel 1<sup>st</sup> Messenger*
- 8) *Grand Bethel 2<sup>nd</sup> Messenger*
- 9) *Grand Bethel 3<sup>rd</sup> Messenger*
- 10) *Grand Bethel 4<sup>th</sup> Messenger*
- 11) *Grand Bethel 5<sup>th</sup> Messenger*
- 12) *Grand Bethel Musician(non-speaking)*

**GRAND BETHEL HONORED QUEEN: (Standing)Members and friends, the ideals of our Order live on through the dedication of members who remain active in Job's Daughters International. It is through such devotion that our Order continues as a guiding force in the lives of our members. We honor these members who have given unselfishly of themselves to our Order.**

*(An appropriate poem or special musical selection may be presented at this time.)*

**GRAND BETHEL HONORED QUEEN: Grand Bethel Guide (*rises*) and Grand Bethel Marshal (*rises*) you will escort the members who are entitled to receive the Lily of the Valley Award to the East Line facing West.**

*March music. Recipients rise. Grand Bethel Guide and Grand Bethel Marshal leave their stations in the West. Proceed to the recipients. Grand Bethel Guide asks the recipients to follow. Grand Bethel Guide leads, followed by recipients and the Grand Bethel Marshal. They proceed to the East line, march east on the South Marching Line to the East line, turning left; march north and stop centered with the Dais. All face west. See Plate 1.*

**GRAND BETHEL GUIDE: Through their unselfish love for our order, these members are entitled to receive the Lily of the Valley award. I have the pleasure to present:** (reads names)  
*Recipients respond with a nod as the Grand Bethel Guide reads their names.*  
*Grand Bethel Guide and Grand Bethel Marshal then cause the recipients to turn and face the Honored Queen.*

**GRAND BETHEL HONORED QUEEN: It is our pleasure to bestow this honor on you in the presence of the members and leaders whom you have inspired with your commitment of continued service. You truly exemplify the best of young woman-hood--“the fairest in all the land”—Before we proceed with our Ceremony, we will ask the blessings of our Heavenly Father.**

**Grand Bethel Guide and Grand Bethel Marshal, you will escort these Daughters west of the Altar.**

*Grand Bethel Musician plays: “I’ll walk with God.”*

*Grand Bethel Guide leads the line single file north to the North Marching Line, turning left: marches west to the Altar Line, turning left; marches south on the Altar Line to the north side of the Altar (between the Altar and the Grand Bethel Chaplain’s chair) turning right:proceeds around the Altar. Forming two lines if necessary. All face east. See Plate 2.*

**GRAND BETHEL HONORED QUEEN: Our Grand Bethel Chaplain will lead us in prayer.**

*Three raps of Gavel (\*\*\*)*

*Grand Bethel Musician plays “Sweet Hour of Prayer.”*

*Grand Bethel Chaplain attends at the Altar as per ritual.*

*Grand Bethel Guide and Grand Bethel Marshal assist recipients to kneel. All Daughters and Majority Members who are receiving the Lily of the Valley Award assume the attitude of prayer with the Grand Bethel Officers.*

**GRAND BETHEL CHAPLAIN: Our Father, we pray that fond memories will attend us, as we honor these members who have shown their love for You and Your teachings through their continued devotion to our beloved Order. May you continue to guide them, throughout their lives, in the lessons of life revealed during their membership in our Order. Help all members realize the value of living according to the lessons we learn in Job’s Daughters; so we may be equally dedicated. We ask this in Your name. Amen. One rap of gavel (\*)**

*Grand Bethel Musician plays “Peace” or “To a Wild Rose.”*  
*Grand Bethel Chaplain returns to her station as per Ritual.*  
*Grand Bethel Guide and Grand Bethel Marshal assist recipients to rise.*

**GRAND BETHEL HONORED QUEEN: Grand Bethel Guide and Grand Bethel Marshal, you will escort these members East of the Alter to receive words of tribute from our Grand Bethel Messengers.**

*Grand Bethel Guide leads the line, single file, around the south side of the Altar to the Altar Line. All face west. See Plate 3.*

*Grand Bethel Messengers approach and return from the Altar as per Ritual – Initiation Ceremony.*

**GRAND BETHEL FIRST MESSENGER: (Rises, approaches Altar.)**

**You are a Job’s Daughter, fairest in the land,  
 Blessed with a smile and a helping hand.** *(Returns to station and is seated.)*

**GRAND BETHEL SECOND MESSENGER: (Rises, approaches Altar.)**

**Your thoughts are unselfish; your heart is pure gold  
 You’ve walked our path, and lessons of Job you hold.** *(Returns to station and is seated.)*

**GRAND BETHEL THIRD MESSENGER: (Rises, approaches Altar.)**

**When the trials of life you have had to face,  
 You learned it is patience that you must embrace.** *(Returns to station and is seated.)*

**GRAND BETHEL FOURTH MESSENGER: (Rises, approaches Altar.)**

**With your strong faith in God above,  
 You share His special gift of love.** *(Returns to station and is seated.)*

**GRAND BETHEL FIFTH MESSENGER: (Rises, approaches Altar.)**

And when your reward is near,  
**Your love of God leaves nothing to fear.**  
**Grand Bethel Guide and Grand Bethel Marshal, you will escort these members to the  
 Grand Bethel Honored Queen.** *(Returns to station and is seated.)*

*March Music. Grand Bethel Guide leads the line, single file, to the North Marching Line, turning right, marches east to the East Line, turning right, marches south on the East Line, stopping centered on the Dais. All face east. See Plate 4.*

**GRAND BETHEL HONORED QUEEN: (Rises) The tributes you have heard from our Grand Bethel Messengers represent the sentiment of everyone associated with our Order. We hope that we, too some day may be found worthy of such distinction. The three officers in the East represent the three Daughters of Job. Therefore, it is fitting that we bestow the honors of the Lily of the Valley Award.**

**Grand Bethel Junior Princess, (rises) what honor do you give?** *(Grand Bethel Honored Queen is seated.)*

**GRAND BETHEL JUNIOR PRINCESS: I present to you this Certificate of Appreciation in recognition of your dedication and devotion to our beautiful Order.**

*Grand Bethel Junior Princess descends Dais and reads each name as she presents each recipient a certificate. Grand Bethel Junior Princess returns to her station and is seated.*

**GRAND BETHEL HONORED QUEEN: (Rises) Grand Bethel Senior Princess,(rises) what honor do you give? (Seated.)**

**GRAND BETHEL SENIOR PRINCESS: I present to you the symbol of the motto of our Order, the Lily of the Valley. Let this emblematic flower remind you, for the remainder of your life, that: “Virtue is a quality which highly adorns woman.”**

*Grand Bethel Senior Princess descends Dais and presents a Lily of the Valley flower to each recipient. Grand Bethel Senior Princess returns to her station and is seated.*

**GRAND BETHEL HONORED QUEEN: (Rises) I have the honor of bestowing upon you the Lily of the Valley medallion, representing your high achievement. May you ever wear this medallion as a symbol of our love and admiration for you, a true Daughter of Job, who may be called “the fairest in all the land.”**

*Grand Bethel Honored Queen descends Dais with medallions and places medallion, one-by-one, around each recipient’s neck, giving an embrace of affection.*

*Grand Bethel Honored Queen returns to her station.*

**GRAND BETHEL HONORED QUEEN: Grand Bethel Guide and Grand Bethel Marshal, you will cause the Daughters to face west.**

*Three raps of gavel (\*\*\*)*

*Grand Bethel Guide and Grand Bethel Marshal direct the recipients to face west.*

**GRAND BETHEL HONORED QUEEN: Members and friends, I present to you these members, who through their hard work and dedication have earned the Lily of the Valley Award. Please join me in giving heartfelt congratulations to these members.**

*Applause. One rap of the gavel (\*).*

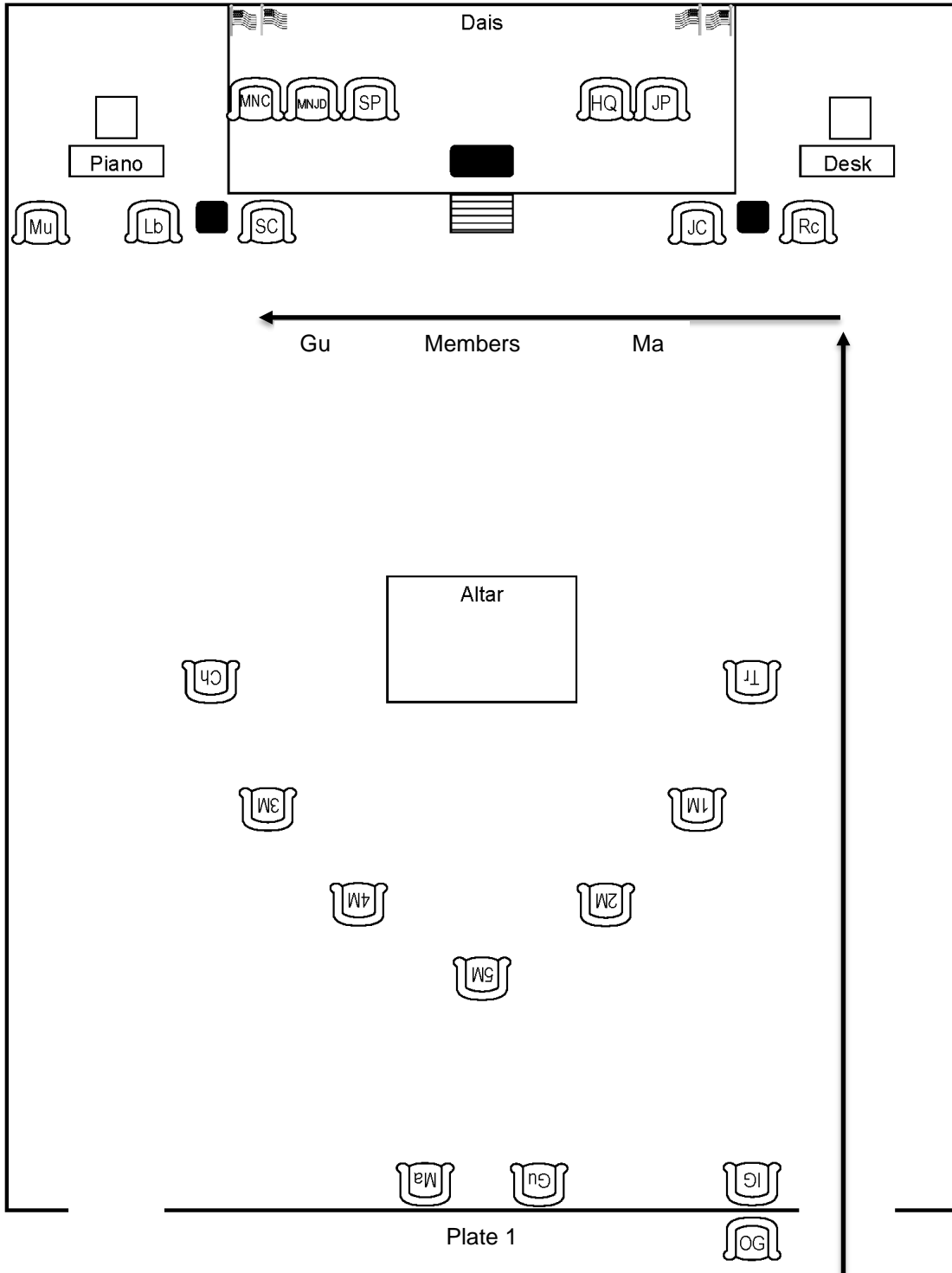
**GRAND BETHEL HONORED QUEEN: Grand Bethel Guide and Grand Bethel Marshal, you will escort the Lily of the Valley Award Recipients to the seats reserved for them.**

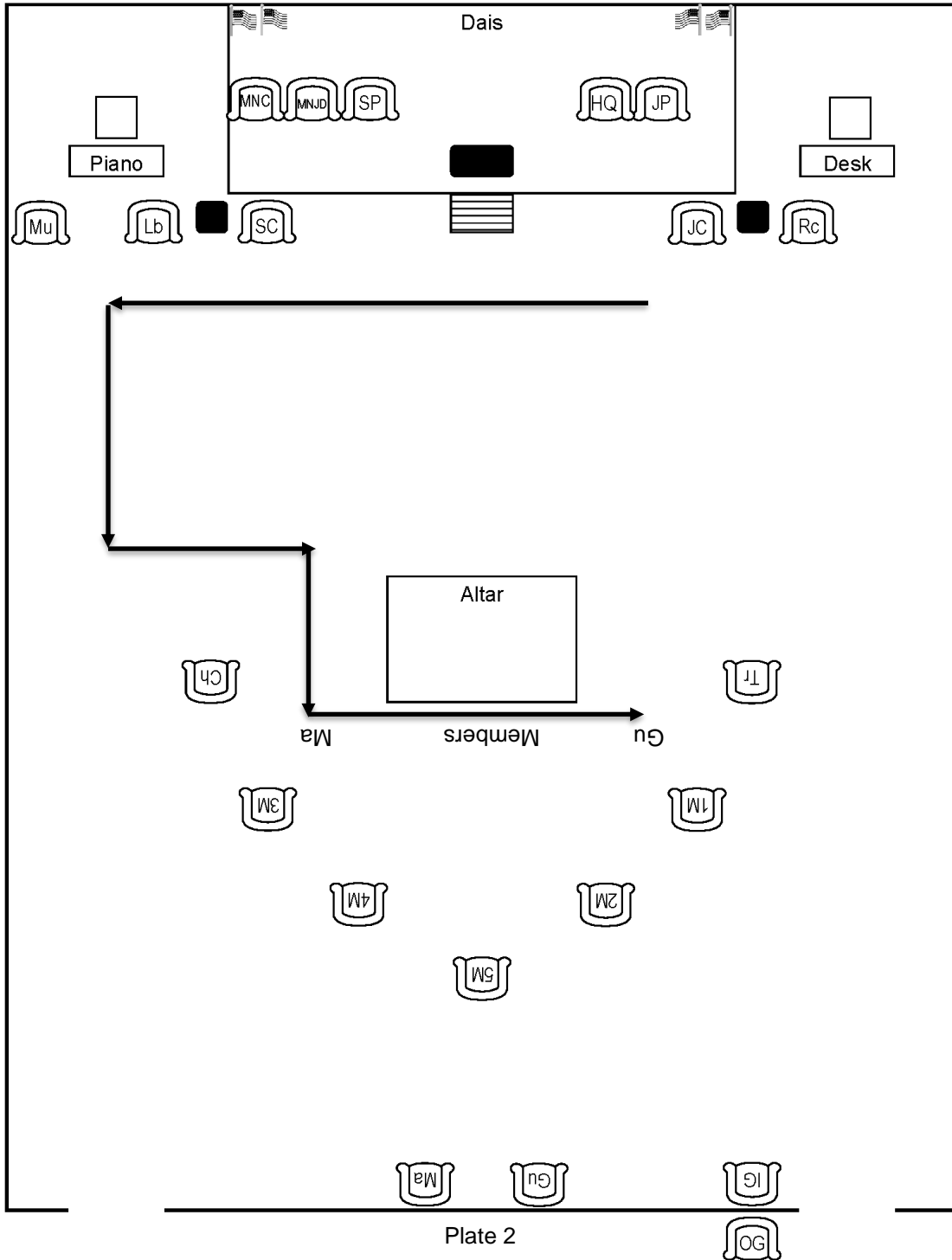
*March music.*

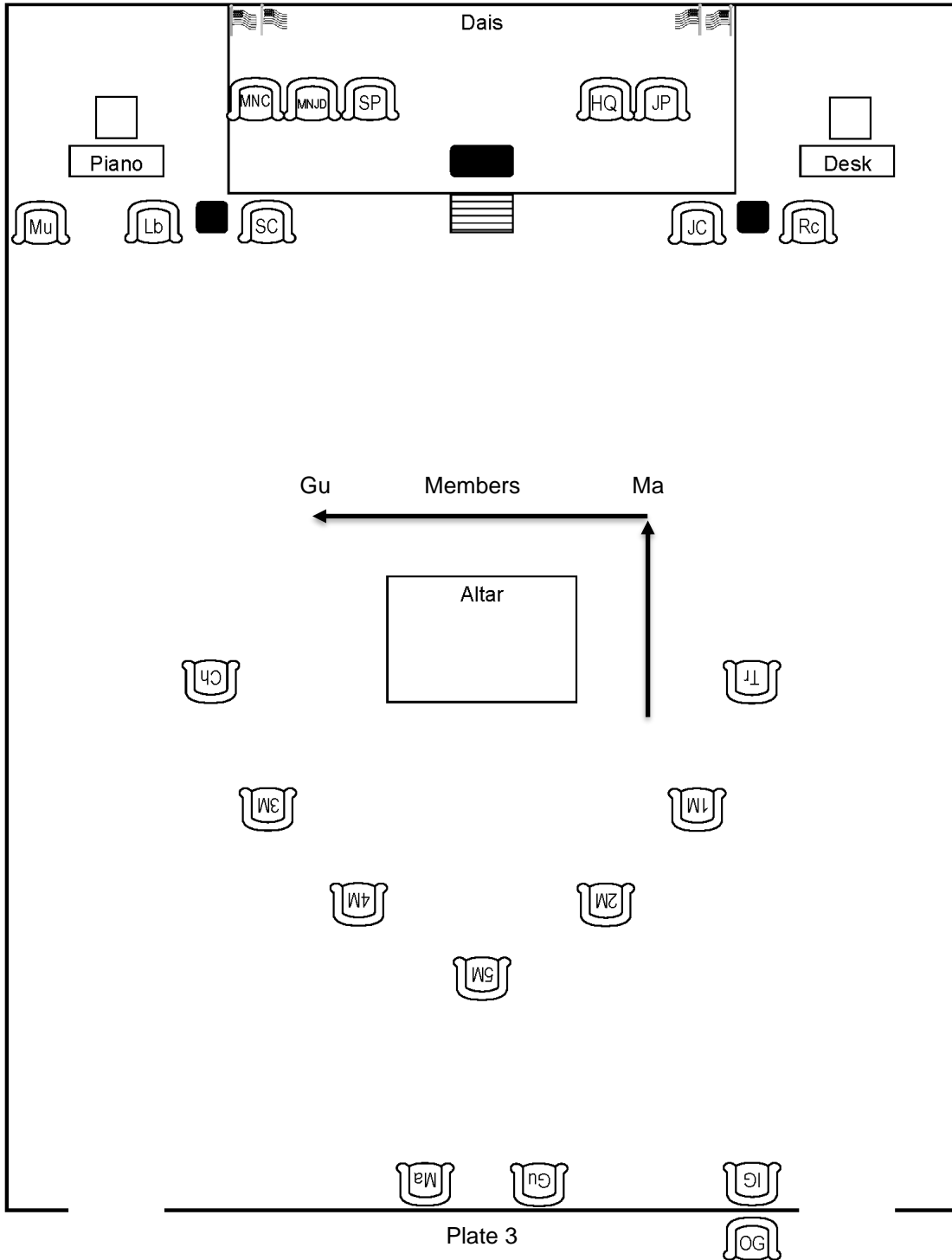
*Grand Bethel Guide and Grand Bethel Marshal return, side by side, to their stations in the west.*

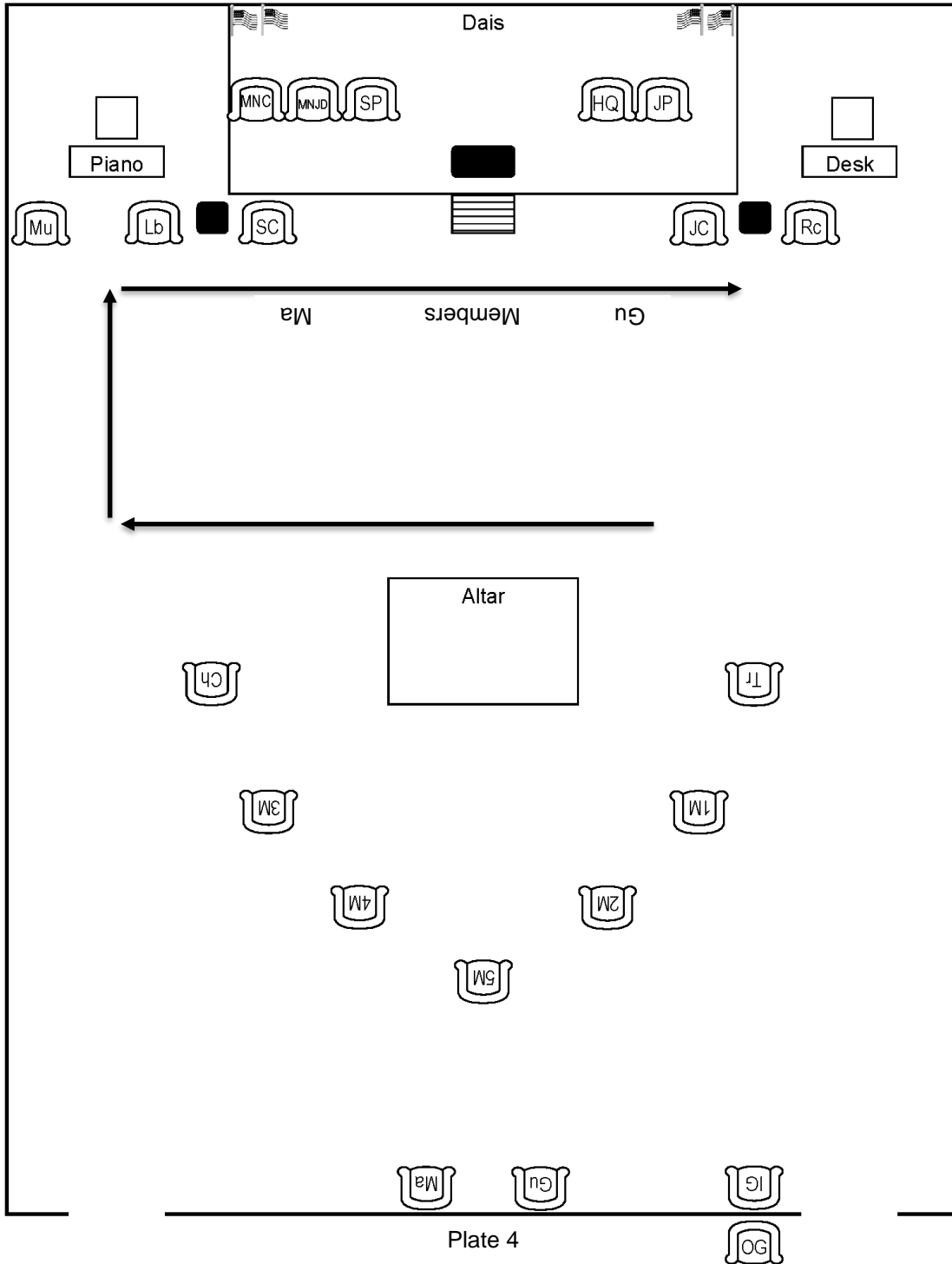
**GRAND BETHEL HONORED QUEEN: This completes the Lily of the Valley Award Ceremony.**

*One rap of the gavel (\*).*

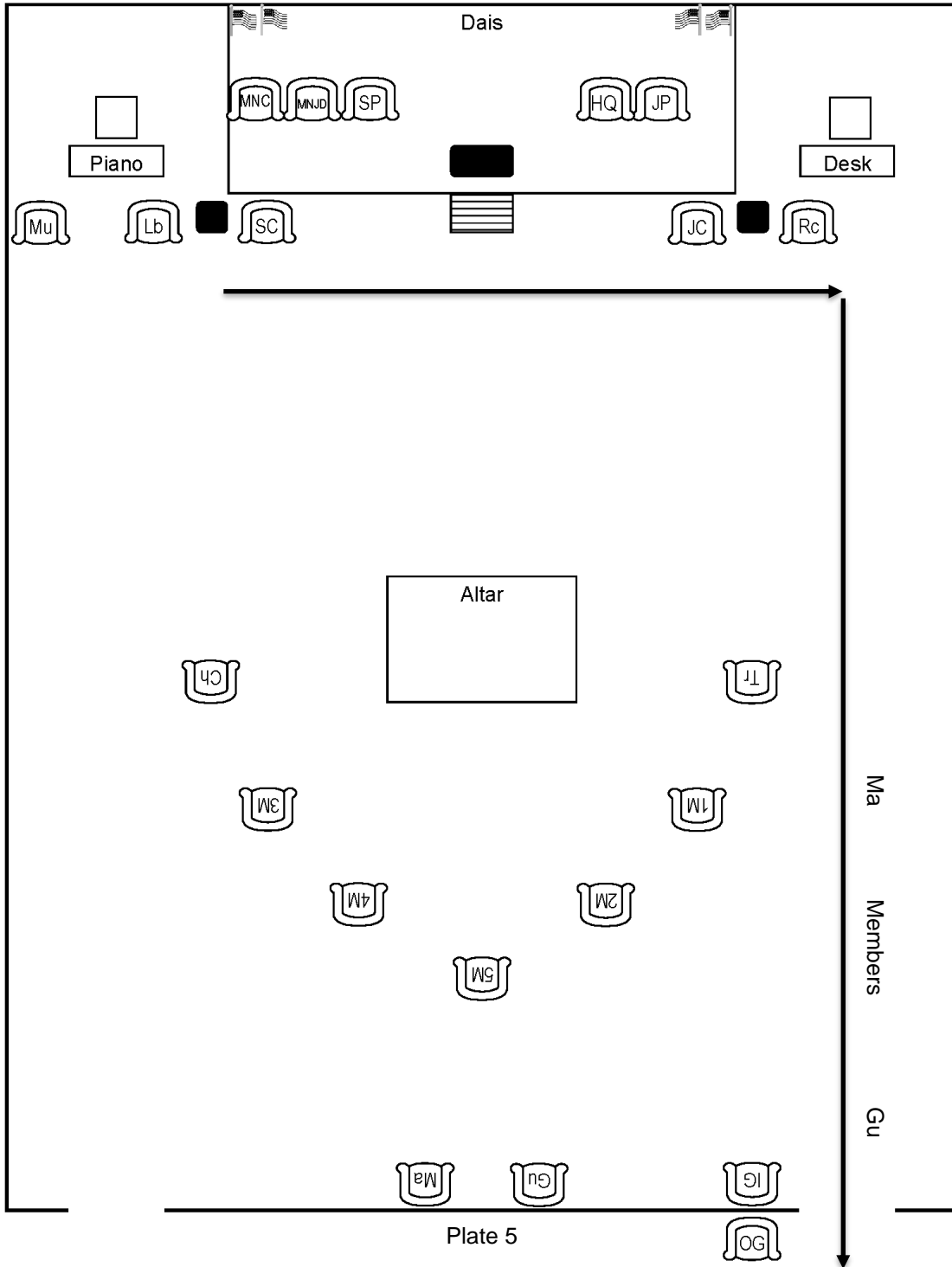












### DEGREE OF ROYAL PURPLE CEREMONY

1. *This ceremony is to be given by the Grand Bethel Officers at the Annual Session of the Grand Guardian Council, at the request of the Grand Guardian.*
2. *If the ceremony is to be given by the Grand Bethel Officers, the Grand Bethel Committee, who shall notify the Grand Bethel Honored Queen and the speaking parts shall be distributed to the Grand Bethel Officers, as soon as possible.*
3. *The Chairman of the Degree of Royal Purple Committee shall work with the Grand Secretary to:*
  - a. *prepare the certificates*
  - b. *arrange for the purchase of the purple roses*
  - c. *order the Degree of Royal Purple medallions, and arrange for the appropriate engraving.*

*All items shall be available for presentation at the ceremony.*
4. *All speaking parts shall be memorized.*
5. *If there is only one recipient, all speaking parts should be modified to reflect a single person.*
6. *Recipient(s) of the Degree of Royal Purple shall be seated in reserve seats prior to the start of the ceremony.*
7. *Grand Bethel Guide shall be given the name(s) of the recipient(s) prior to the ceremony.*
8. *Grand Bethel Guide and Grand Bethel Marshal stand one step behind the line of recipients when recipients are being addressed by other Grand Bethel Officers, and resume their place in line when addressed by other Grand Bethel Officers.*

*Officers involved in Ceremony:*

- 1) *Grand Bethel Honored Queen*
- 2) *Grand Bethel Senior Princess*
- 3) *Grand Bethel Junior Princess*
- 4) *Grand Bethel Guide*
- 5) *Grand Bethel Marshal(non-speaking)*
- 6) *Grand Bethel Chaplain*
- 7) *Grand Bethel Senior Custodian(non-speaking)*
- 8) *Grand Bethel Junior Custodian(non-speaking)*
- 9) *Grand Bethel Musician(non-speaking)*

**GRAND BETHEL HONORED QUEEN: (Standing) Members and friends, we have assembled here to honor these members who have been especially generous in dedicating their time and efforts in promoting their Bethels and Job's Daughters International. As Job's Daughters we are expected to be "the Fairest in the Land", but it is often easy to fall short of the mark. The Daughter who always displays faith, trust, responsibility, respect and love should be rewarded. It is with this in mind that we meet to confer the Degree of Royal Purple.**

**Grand Bethel Guide and Grand Bethel Marshal, you will escort the members who are to receive the Degree to the East Line facing west.**

*March Music. Recipients rise. Grand Bethel Guide and Grand Bethel Marshal leave their stations in the West and proceed to the recipients. Grand Bethel Guide asks the recipients to follow. Grand Bethel Guide leads, followed by recipients and the Grand Bethel Marshal, march east on the South Marching Line to the East line, turning left; march north and stop centered with the Dais. All face west. See Plate 1.*

**GRAND BETHEL GUIDE: I have the pleasure to present (reads names) who are entitled to receive the Degree of Royal Purple.**

*Recipients respond with a nod as the Grand Bethel Guide reads their names. Grand Bethel Guide and Grand Bethel Marshal then cause the recipients to turn and face the Grand Bethel Honored Queen.*

**GRAND BETHEL HONORED QUEEN: The purpose of Job's Daughters is to teach young women to live responsibly, morally and righteously. The Book of Job is a strong foundation upon which to build this training for it deals with a real person, a fallible human being, Job. By studying the trials and triumphs of this man, we hope to discover how to direct our own lives so that we may receive our final reward.**

*Grand Bethel Honored Queen is seated.  
Grand Bethel Princesses and Grand Bethel Custodians rise. Grand Bethel Custodians take the Dove and Urn from the pedestals, turn to the center, turn East and ascend the dais.  
Grand Bethel Junior Custodian stands on the left of the Grand Bethel Junior Princess.  
Grand Bethel Senior Custodian stands on the right of the Grand Bethel Senior Princess.  
Grand Bethel Custodians hand the Urn and the Dove to their respective Grand Bethel Princesses.  
See Plate 2.*

**GRAND BETHEL JUNIOR PRINCESS: Upon receiving the Degree of Royal Purple you will be given a medallion. On it you will find engraved a figure of a Junior Princess holding a white Dove as I do now. It is meant to remind you of the lessons of the First Epoch. Remember always to be patient and diligent in your work, and as Job endeavored to teach his children of the power of prayer may you also continue being useful instruments in conveying God's love and peace.**

**GRAND BETHEL SENIOR PRINCESS: On your medallion you will find pictured a Senior Princess holding the Urn of Incense. It symbolizes the important lessons of the Second Epoch, the story of Job's anguish and suffering, and the final triumph of his dedication to his Creator. If you ever begin to doubt that there is a Supreme Being, study the soft colors of the sunrise or the fragrant beauty of a rose and your faith will be renewed.**

*Grand Bethel Princesses return the Dove and the Urn to the Grand Bethel Custodians who descend the dais, replace the Dove and the Urn on the pedestals and return to their stations. Grand Bethel Princesses and Grand Bethel Custodians are seated at the same time.*

**GRAND BETHEL HONORED QUEEN:** *Rises and takes Horn of Plenty in her hands: With the two Princesses, your medallion has engraved upon it an Honored Queen and her*

**symbol. You have learned well the teachings of the First and Second Epochs or you would not be receiving the Degree of Royal Purple. Yet, even in this hour set apart in your honor, you have another lesson to learn, that of reward. Replaces Horn of Plenty. You must realize that the reward of receiving the Degree of Royal Purple does not signify the termination of your work in Job's Daughters. Rather, it should inspire you to continue in your devotion to our Order. You must remember that all people are equal, regardless of race, creed, color or achievement, and you must not allow pride or conceit to interfere in your relationships with other Daughters of the Bethels. You must, above all, live up to your own high standards, that you may encourage others to adopt the kind of life that merits the Degree of Royal Purple.**

**Grand Bethel Guide and Grand Bethel Marshal, you will escort these members west of the Altar.**

*March Music. Grand Bethel Guide leads the line, single file, to the North Marching Line, turning left; marches west to the Altar Line, turning left; marches south on the Altar Line to the north side of the altar (between the Altar and the Grand Bethel Chaplain's chair,) turning right; proceeds around the Altar, forming two lines if necessary. All face east. See Plate 3.*

**Grand Bethel Honored Queen: Our Grand Bethel Chaplain will lead us in prayer.**

*Three raps of gavel (\*\*\*)*

*Grand Bethel Chaplain attends at the Altar as per Ritual.*

*Grand Bethel Musician plays and Daughters sing "Holy, Holy, Holy."*

*Grand Bethel Guide and Grand Bethel Marshal assist recipients to kneel. All Daughters and Majority Members who are receiving the Degree of Royal Purple assume the Attitude of Prayer with the Grand Bethel Officers.*

**GRAND BETHEL CHAPLAIN: Dear Lord, we ask that special blessings rest upon these members. May they be truly grateful for the honor, which is bestowed upon them today. As they have known the joy of work well done, may we all become useful messengers of Your peace. Amen.**

*Grand Bethel Musician plays "Peace" or "To a Wild Rose."*

*Grand Bethel Chaplain returns to her station as per Ritual.*

*Grand Bethel Honored Queen sounds one rap of gavel (\*).*

*Grand Bethel Guide and Grand Bethel Marshal assist recipients to rise.*

*Grand Bethel Princesses, with certificates and roses descend from dais and proceed side by side to the Altar Line. See Plate 4.*

**GRAND BETHEL JUNIOR PRINCESS: This certificate represents the love and appreciation of those with whom you have worked, and the years spent in your association with Job's Daughters.**

*Enters semicircle between Altar and Grand Bethel Treasurer's station, presents certificates and returns to position east of the Altar.*

**GRAND BETHEL SENIOR PRINCESS: May the beauty of these roses remind you of the beauty of the lessons you have learned in this Order.**

*Enters semicircle between Altar and Grand Bethel Chaplain's station, presents roses and returns to position east of the Altar.*

*Grand Bethel Princesses step back to center point between Altar and East Lines, turn together, march to East, ascend dais and are seated.*

*Grand Bethel Honored Queen, carrying gavel and medallions(unless placed beside the Altar before the ceremony), descends to the Altar Line.*

**GRAND BETHEL HONORED QUEEN: I now present you with the medallion of the Degree of Royal Purple. May you learn to wear it with grace, dignity and humility, that your character reflects the lessons of Job's Daughters.** *Enters semicircle between Altar and Grand Bethel Chaplain's station. Places medallions, one by one, around the recipients' necks.*

*Grand Bethel Honored Queen returns to her station.*

*An appropriate poem or special music may be presented at this time.*

*Three raps of gavel (\*\*\*)*

**GRAND BETHEL HONORED QUEEN: Members and friends, these members have proven themselves to be deserving of your respect and admiration and I would ask that you now join me in extending to them a very hearty congratulations.**

*Applause.*

*One rap of gavel (\*).*

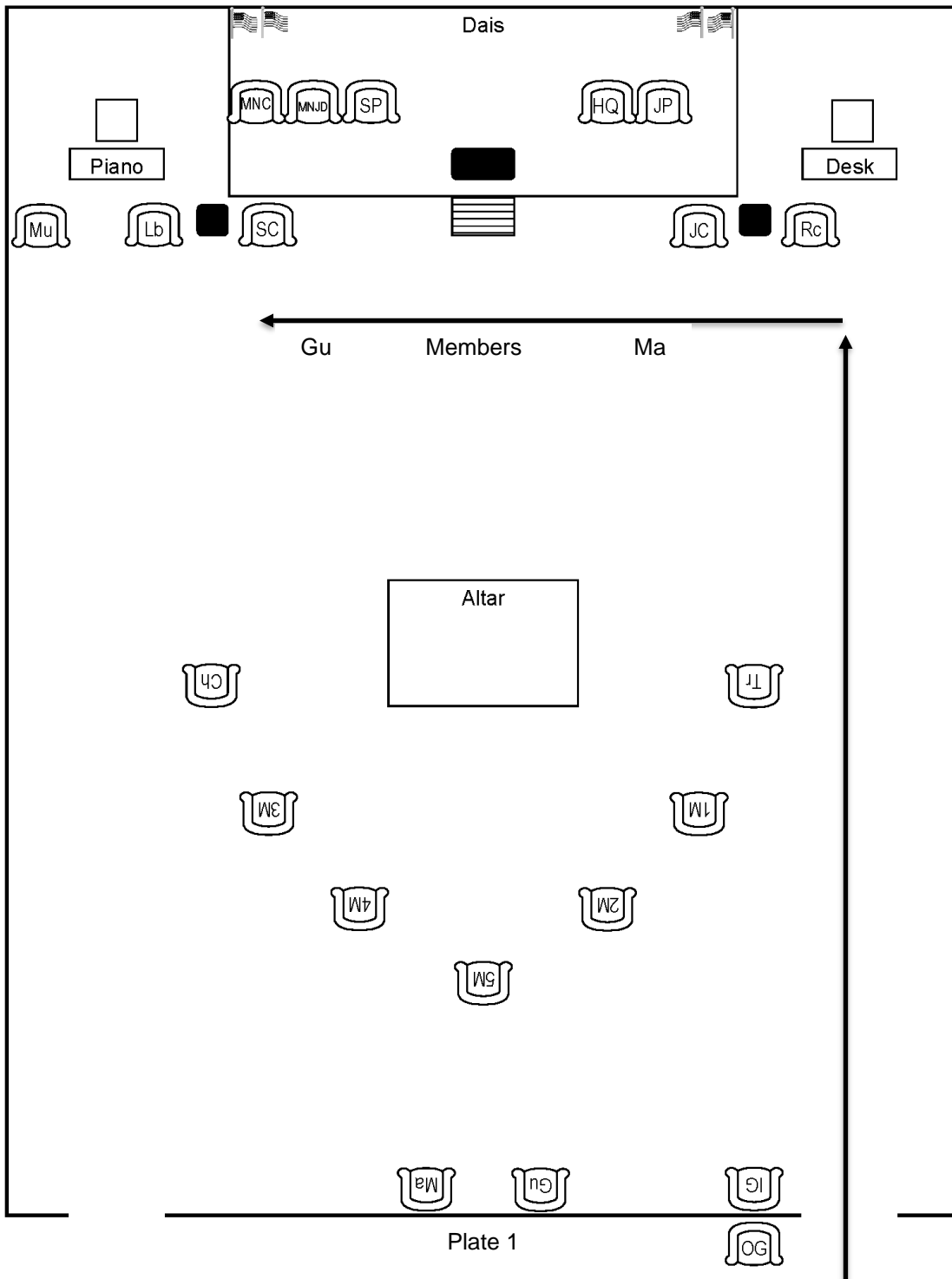
**GRAND BETHEL HONORED QUEEN: Grand Bethel Guide and Grand Bethel Marshal, you will escort the Recipients of the Degree of Royal Purple to the seats reserved for them.**

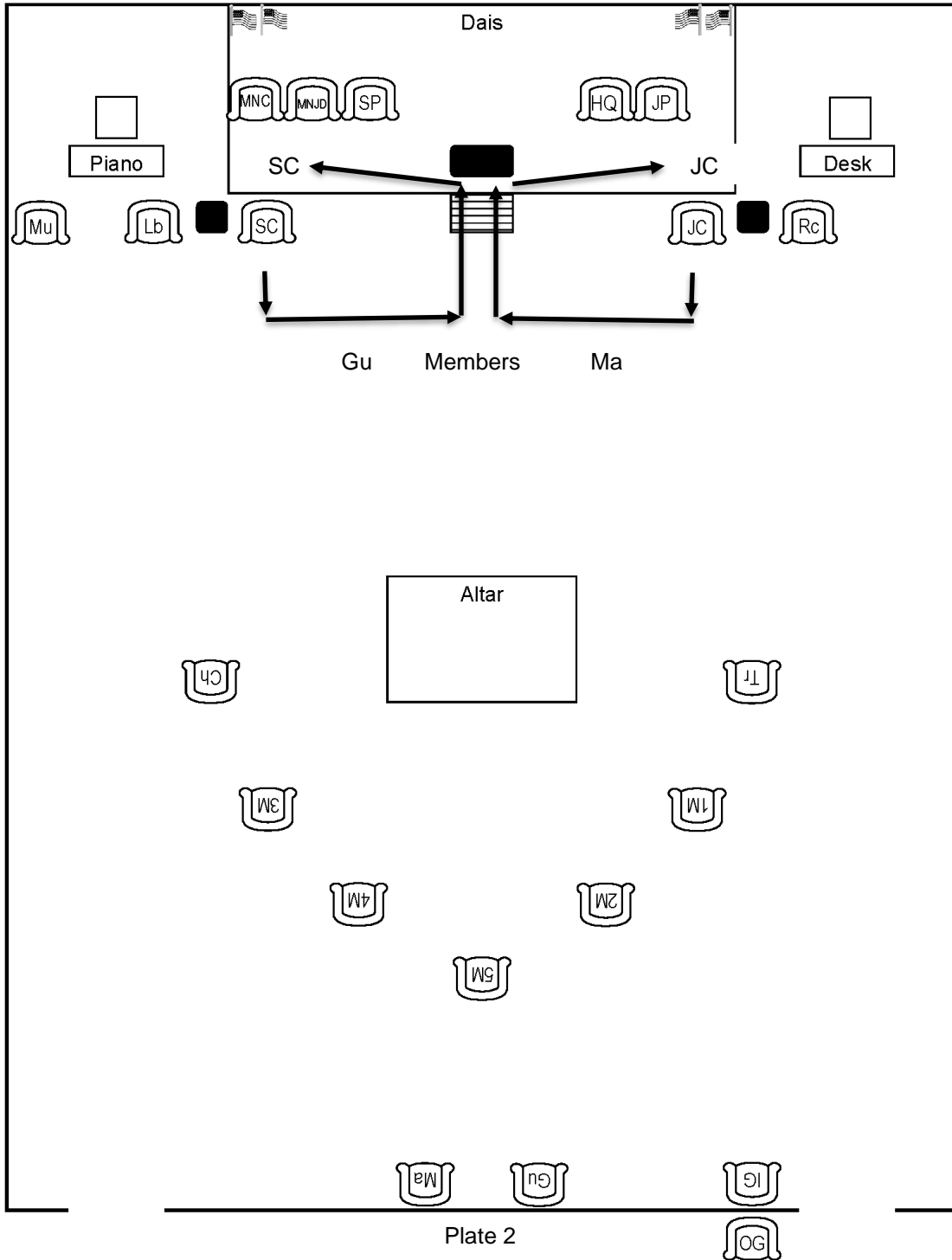
*March Music. Grand Bethel Guide leads the line around the south side of the Altar to the South Marching Line, turning right; marches west to the reserved seats. See Plate 5.*

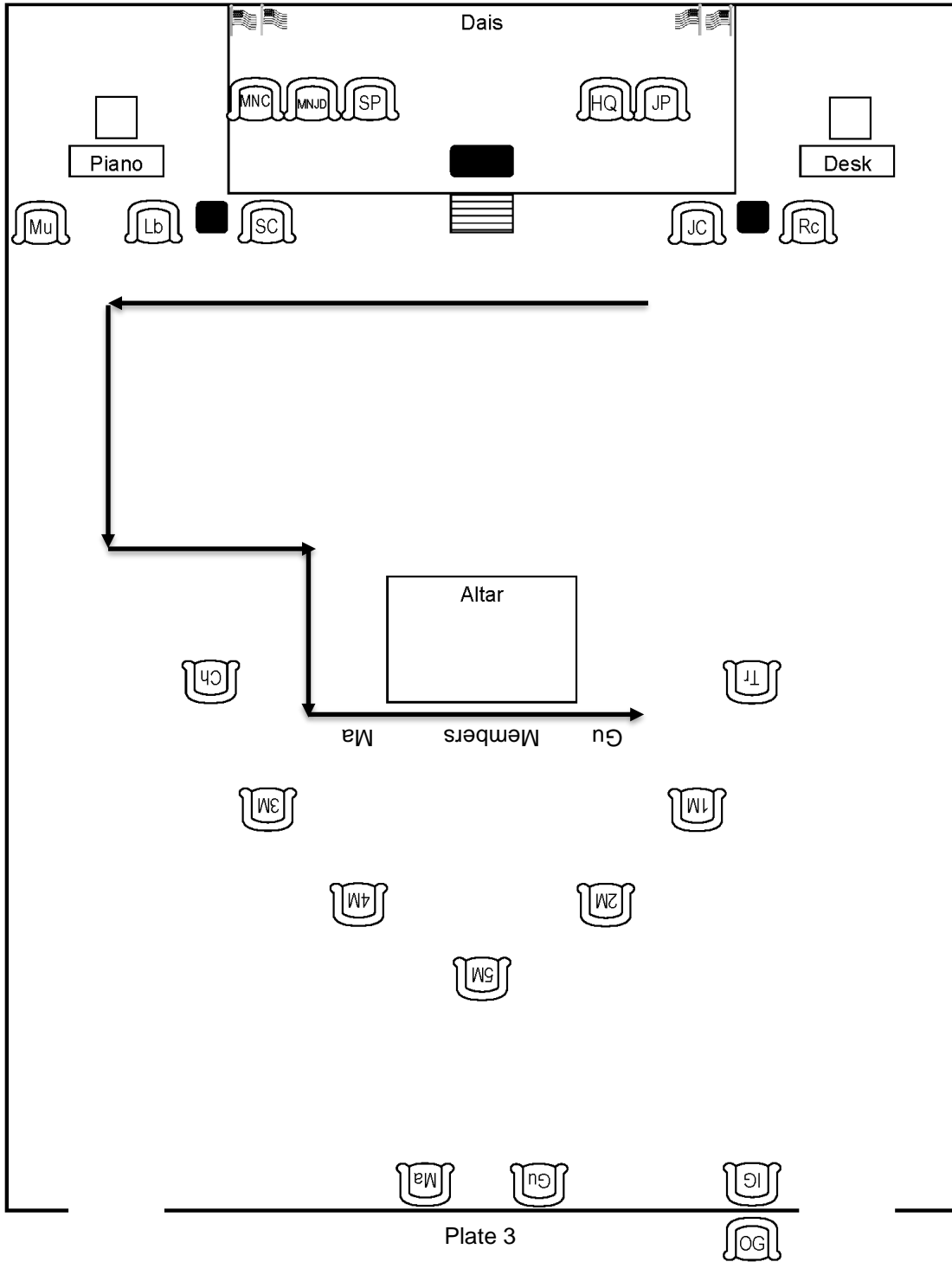
*Grand Bethel Guide and Grand Bethel Marshal return side by side to their stations in the west.*

**GRAND BETHEL HONORED QUEEN: This completes the Degree of Royal Purple Ceremony.**

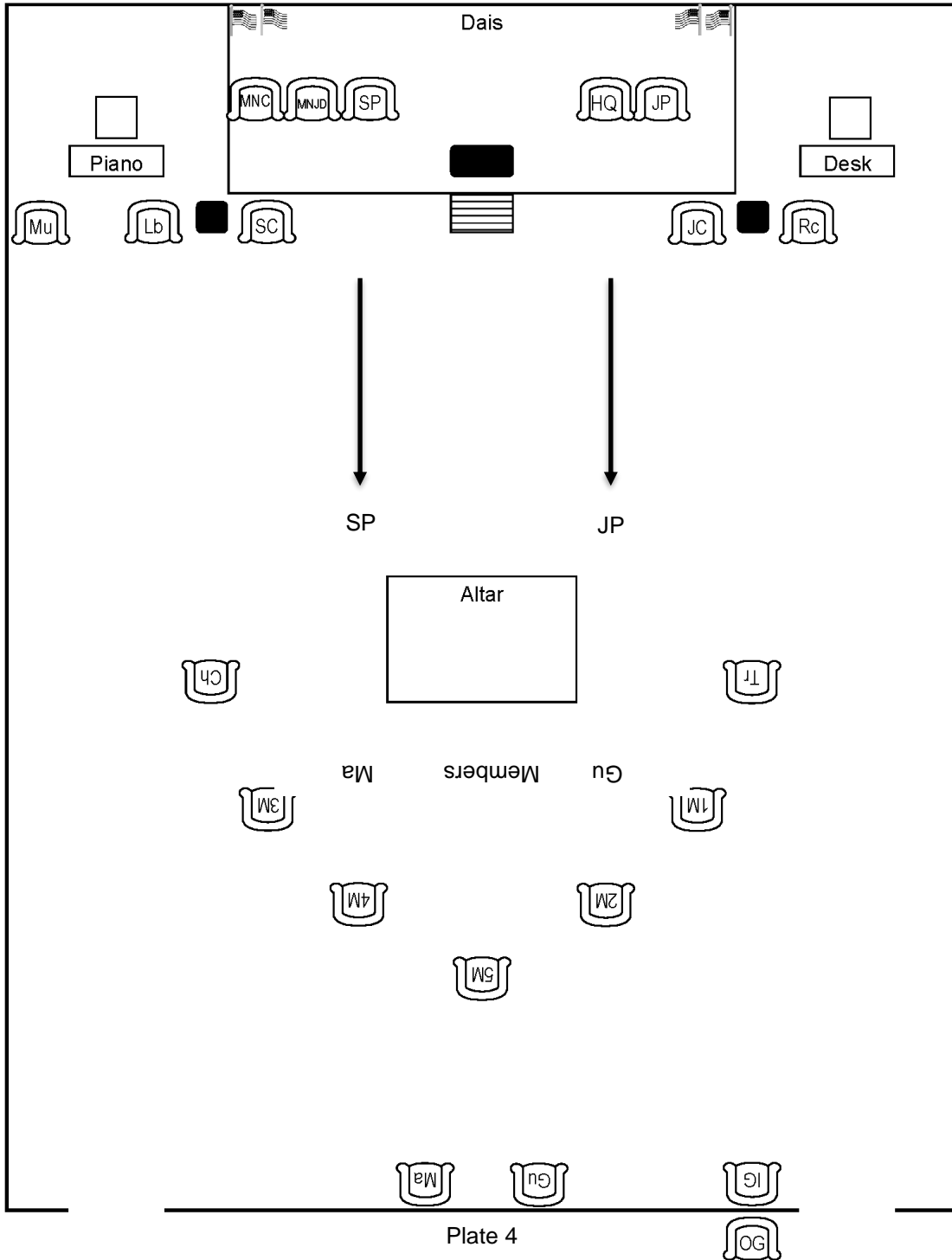
*One rap of gavel (\*).*

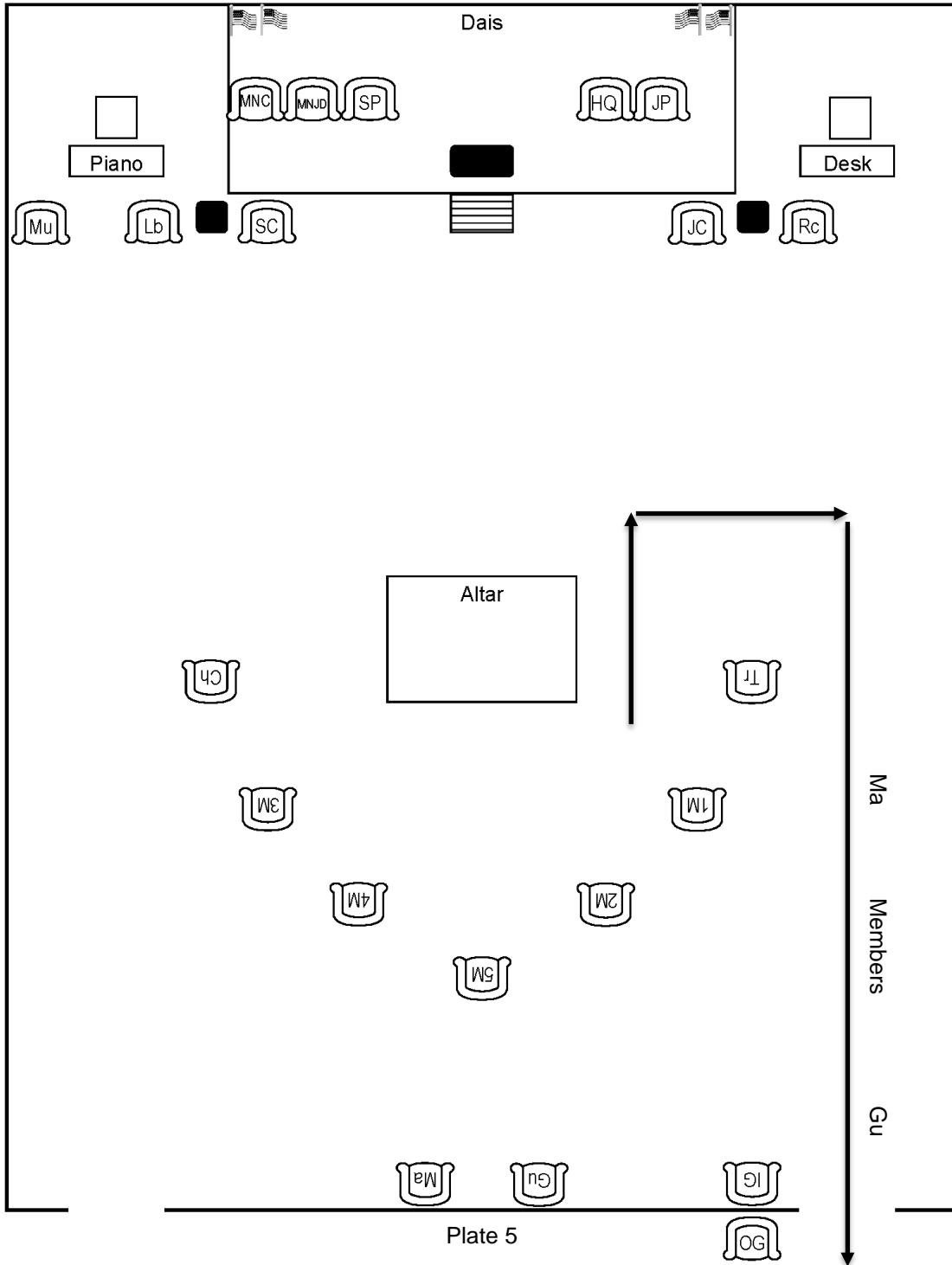












## MEMORIAL CEREMONY

### General Instructions:

1. This ceremony is to be given by the Grand Bethel Officers as the Necrology Ceremony at the Annual Session of the GGC, at the request of the Grand Guardian.
2. If the ceremony is to be given by the Grand Bethel Officers, the Grand Bethel Committee shall notify the Grand Bethel Honored Queen and the speaking parts shall be distributed to the Grand Bethel Officers, as soon as possible.
3. The Grand Chaplain shall collect the appropriate information for all honorees.
4. The Grand Chaplain shall arrange for the purchase of the flowers. All items shall be available for presentation at the ceremony.
5. All Daughter speaking parts shall be memorized.
  - a. The Grand Chaplain may read from the podium.
6. If there is only one honoree, all speaking parts should be modified to reflect a single person.
7. The flowers are to be placed near the stations of the Grand Bethel Guide and Grand Bethel Marshal before the meeting opens. The flowers shall remain on the Altar until after the meeting is closed.

### Officers Involved in Ceremony:

- 1) Grand Bethel Honored Queen
- 2) Grand Bethel Senior Princess
- 3) Grand Bethel Junior Princess
- 4) Grand Bethel Guide (*non-speaking*)
- 5) Grand Bethel Marshal (*non-speaking*)
- 6) Grand Bethel Chaplain
- 7) Grand Bethel Musician (*non-speaking*)
- 8) Grand Chaplain

### **GRAND BETHEL HONORED QUEEN: Memorial Ceremony.**

**Members and friends, God has called to His eternal home our beloved member** (first and last name.) **Although their travels through the journey of life on Earth were brief, we shall always cherish the memory of their presence among us.**

### GRAND CHAPLAIN:

*For Daughters:* (Name and all appropriate titles) **was born** (day, month and year) **in** (city and state) **and was initiated into Bethel No. \_\_\_\_ on \_\_\_\_.** **She entered the Great Bethel on High on \_\_\_\_.**

*For Adults:* (Name) **was** (title) **of Bethel No. \_\_\_\_ in** (location), **and entered the Great Bethel on High on \_\_\_\_.**

*Give additional information as provided.*

**GRAND BETHEL HONORED QUEEN: Our Chaplain will lead us in prayer.**

*Three raps of the gavel (\*\*\*)*

*March music: Handel's "Largo" or appropriate music.*

*The Grand Bethel Guide and Grand Bethel Marshal pick up the flowers, march to the South and North Marching Lines, turn and march east to the East Line. They then proceed on a diagonal line to a point on either side of the Altar, facing the Altar. When the Guide and Marshal are in position, the Chaplain goes to Altar. Altar music: "Sweet Hour of Prayer."*

**GRAND BETHEL CHAPLAIN: Our Heavenly Father, we thank You for Your love and tender care. Make us worthy of that love. We thank You for the life of these members of Job's Daughters International. We shall miss their kind spirit and loving ways. Be very near to their loved ones. May we realize that we have only said "Good night," and in that bright, fair land we shall bid them "Good morning." Be with and bless the members of our Order. We ask this in Your Holy Name. Amen.**

*Grand Bethel Chaplain rises. One rap of the gavel (\*)*

**GRAND BETHEL SENIOR PRINCESS: As a tribute to their life, we place Lilies of the Valley on the Altar. They represent purity and the innocence of youth.**

*Grand Bethel Marshal places a sprig of Lily of the Valley on the Altar (not on the Bible).*

**GRAND BETHEL JUNIOR PRINCESS: As a tribute of our love to them, we place Forget-Me-Nots on the Altar. They represent fine character and leave us with lasting memories.**

*Grand Bethel Guide places the Forget-Me-Nots on Altar (not on the Bible).*

**GRAND BETHEL HONORED QUEEN: The evergreen is placed on the Altar as a symbol of life everlasting. The gates of the Great Bethel on High have opened for our beloved member and they live in the arms of God forever.**

*Both the Guide and Marshal place a sprig of evergreen on the Altar. If approved by the Grand Guardian, other Grand Bethel Officers and Members may approach the Altar and place a flower or sprig of green on the Altar (not on the Bible).*

*An appropriate song may be sung or played. The Grand Bethel Chaplain, Grand Bethel Honored Queen, Grand Bethel Junior Princess, and Grand Bethel Senior Princess return to their station Altar music: "Sweet Hour of Prayer." March music: Handel's "Largo" or other appropriate music. The Guide and Marshal turn and march east to the Altar Line, turn and march to the South and North Marching Lines, turn west march to their stations and are seated.*

**GRAND BETHEL HONORED QUEEN: This completes the Memorial Ceremony.**

*One rap of the gavel (\*).*